



# Mississippi COTTON

## VARIETY TRIALS, 2009



MISSISSIPPI AGRICULTURAL & FORESTRY EXPERIMENT STATION • MELISSA J. MIXON, INTERIM DIRECTOR

MISSISSIPPI STATE UNIVERSITY • MARK E. KEENUM, PRESIDENT • GREGORY A. BOHACH, VICE PRESIDENT

# NOTICE TO USER

This Mississippi Agricultural and Forestry Experiment Station information bulletin is a summary of research conducted under project number 171440 at at the Delta Research and Extension Center in Stoneville, Mississippi, and several other locations in the state. It is intended for the use of colleagues, cooperators, and sponsors. The interpretation of data presented herein may change after additional experimentation. Information included herein is not to be construed either as a recommendation for use or as an endorsement of a specific product by Mississippi State University or the Mississippi Agricultural and Forestry Experiment Station. Trade names of commercial products used in this report are included only for clarity and understanding. All available names (trade names, chemical names, experimental product code names or numbers, etc.) of products used in this research project are listed in the tables contained in this report.

## **2009 Mississippi Cotton Variety Trials**

P.S. Thaxton, Associate Research Professor  
Delta Research and Extension Center  
Mississippi State University  
Stoneville, MS

T.P. Wallace, Associate Professor  
Department of Plant and Soil Sciences  
Mississippi State University  
Mississippi State, MS

N.W. Buehring, Agronomist-Superintendent  
MAFES, North Mississippi Branch  
Verona, MS

M. Shankle  
MAFES, North Mississippi Branch  
Holly Springs, MS

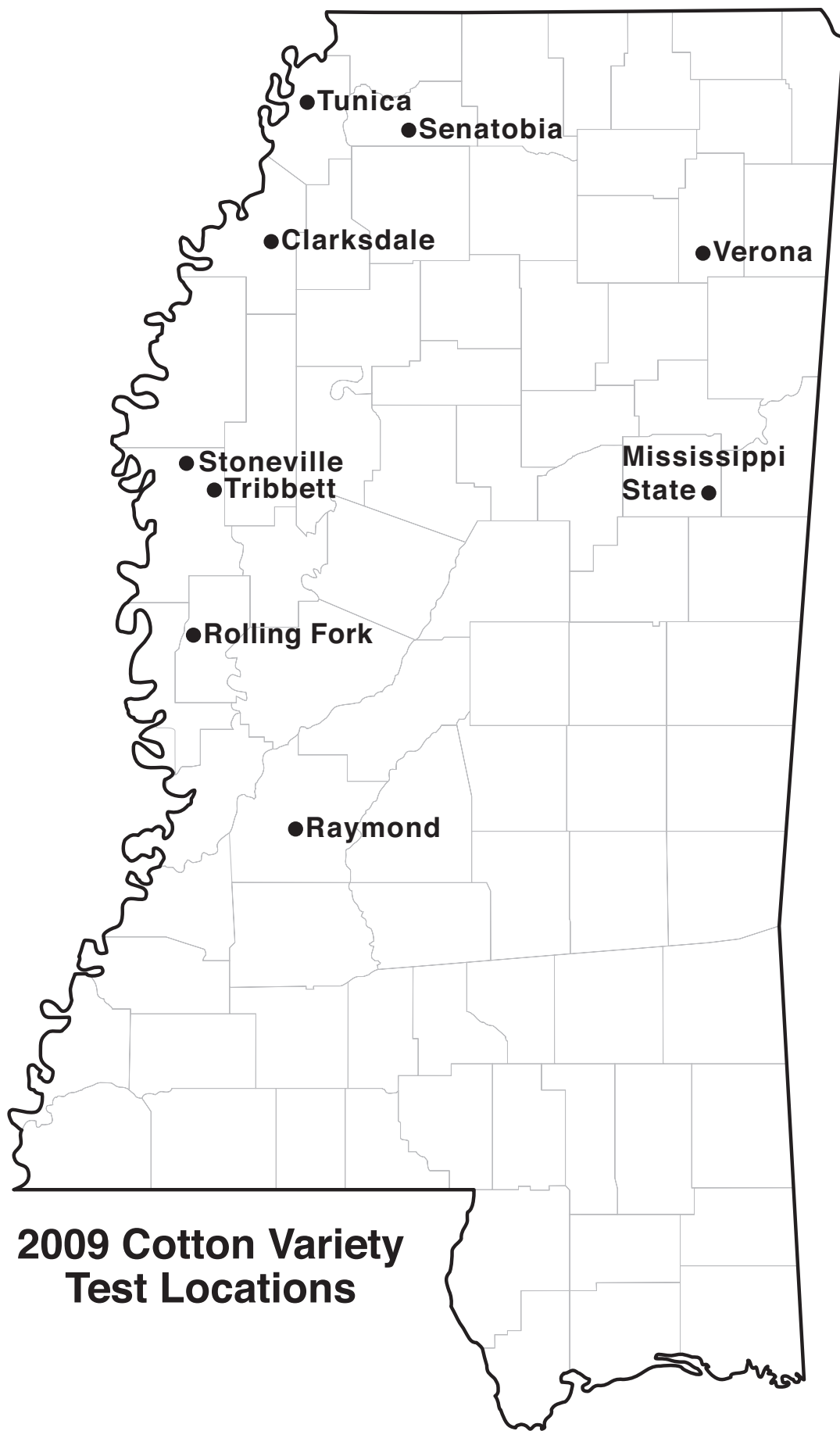
W.E. Clark  
Delta Research and Extension Center  
Mississippi State University  
Stoneville, MS

S. S. Deng  
Delta Research and Extension Center  
Mississippi State University  
Stoneville, MS

### **ACKNOWLEDGMENT:**

Most of the variety trial locations are on research stations throughout the state. Trials that are planted on commercial farms give an added dimension to the results. While on-farm trials present logistical obstacles to researchers and to producer-cooperators, data from these trials give an important indication of how varieties will perform in real world situations. The authors wish to express their appreciation to Sammy Soignier of the Brown Loam Branch Experiment Station, Robert Sullivan and Jim Nichols of the Cotton Improvement Program at Delta Research and Extension Center for their technical assistance, Mark Silva for providing weather information, Dr. Dennis Rowe for his statistical assistance, and also to the Mississippi cotton producers who allowed us to conduct these variety trials on their farms and often put up with the aggravation of farming around small-plot research:

George Perry, Tunica                      Cliff Heaton, Clarksdale  
Clark Carter, Rolling Fork              Kenny Hurt, Senatobia



**2009 Cotton Variety  
Test Locations**

# Contents

Introduction

List of Tables

Summary of Yields and Fiber Qualities

CVT

Delta Region ..... 6

Hill Region..... 9

New Entry Test ..... 13

2-Year Summary of Yields and Fiber Qualities

CVT

Delta Region ..... 16

Hill Region..... 17

Results

Location 1. Delta Region, Stoneville – Rainfall and Agronomics ..... 18

CVT ..... 19

New Entry Test ..... 20

Location 2. Delta Region, Clarksdale – Rainfall and Agronomics..... 21

CVT ..... 22

Location 3. Delta Region, Rolling Fork – Rainfall and Agronomics ..... 23

CVT ..... 24

Location 4. Delta Region, Tribbett – Rainfall and Agronomics..... 25

CVT ..... 26

New Entry Test ..... 27

Location 5. Delta Region, Tunica – Rainfall and Agronomics ..... 28

CVT ..... 29

Location 6. Hill Region, Miss. State – Rainfall and Agronomics ..... 30

CVT ..... 31

New Entry Test ..... 32

Location 7. Hill Region, Verona – Rainfall and Agronomics ..... 33

CVT ..... 34

New Entry Test ..... 35

Location 8. Hill Region, Raymond – Rainfall and Agronomics..... 36

CVT ..... 37

Location 9. Hill Region, Senatobia – Rainfall and Agronomics ..... 38

CVT ..... 39

Appendix. 2009 CCC Loan Schedule of Premiums and Discounts for Upland and ELS  
Cotton.....40

## Introduction

Variety selection is one of the first decisions a cotton producer makes each season, and perhaps the single most important. Results from this research are intended to be an aid in making this crucial decision. Certain data will also be of interest to ginners, millers, and other sectors of the cotton industry. Results are reported for varieties submitted by cottonseed companies wishing to participate in the trial.

All varieties, regardless of technology present, were grown in tests following University recommended agronomic practices, included conventional chemical control of insects and weeds. Tests were designed to estimate variety yield potential and not potential advantages offered by transgenic traits or a particular “production system”.

In all tests, seed of each variety was supplied by the company that desired to participate in the trial. The on-farm cooperators determined planting dates, fertilizer rates, amount of supplemental irrigation, defoliation date, insect, and weed control strategies, and harvest date. Test results represent growing and environmental conditions where they were conducted in the state, and these results will aid producers in selecting varieties best suited for their growing conditions.

Varieties submitted for testing were divided into two groups: Cotton Variety Trial (CVT) and New Entry Test. The CVT was comprised of thirty-one varieties and was grown at five Delta region locations (Stoneville, Clarksdale, Rolling Fork, Tribbett, Tunica) and four Hill region locations (Miss. State, Senatobia, Raymond, and Verona). The New Entry Test was comprised of eighteen varieties and was grown at four locations: Stoneville, Tribbett, Miss. State, and Verona. The New Entry Test provides for the evaluation of varieties not previously tested in the Mississippi Cotton Variety Trials but are scheduled for commercial release within one year. Commercial varieties PHY 375 WRF, DP 0924 B2RF, DP 0935 B2RF, and ST 5458B2RF were included as common “check” varieties in all trials.

All test plots consisted of two rows, 40 feet in length, with a row spacing of 38 or 40 inches. Experimental design for each trial consisted of a Randomized Complete Block with 4 replications. Estimation of lint percentage, boll size (seed cotton weight in grams per boll), seed index (weight in grams of 100 fuzzy seed), and fiber properties was based upon a hand-picked 50-boll sample from 4 replications at each location. Samples were ginned on a 10-inch saw laboratory gin. HVI fiber property determinations were made by Starlab, Inc., Knoxville, TN. Yield determinations were based on the weight of seed cotton mechanically harvested from two-row plots and lint percentage estimates from hand-picked boll samples. The Cotton Loan Evaluation Program (Falconer and Reeves, 2009) was used to estimate Gross Return value.

Summary statistics are presented at the bottom of tables for individual locations to aid in interpreting test results. Despite efforts to provide a uniform test environment, all experiments are subject to a certain degree of error due to variation between plots arising from differences in soil type, fertility, insect damage, weed pressure, etc.

Therefore, yield potential (and performance with respect to other characteristics) cannot be measured with complete accuracy. By conducting replicated trials, we can account for, or remove some, but not all of the effect of non-uniform conditions among plots. As a result, the mean performance of some varieties may be numerically different, but not statistically different when variability in the test is taken into account. The Least Significant Difference (LSD) value estimates the smallest difference between two varieties that should be considered something other than natural variation. For example, if the LSD for lint yield in a given trial is 80 lb/A, varieties that differ by less than 80 lb/A should not be considered significantly different.

The coefficient of variation (CV) is a measure of relative precision of a given trial and is generally considered to be an estimate of the variation about the means in that trial. In general, the higher the CV value, the less precise a given trial. The  $R^2$  value is another measure of relative precision. The higher the  $R^2$  value, the more precise a given trial is.

For results across locations, averages were presented without statistics. Due to differences in soil texture, rainfall, and management inputs among different CVT locations, varieties did not respond similarly at each location. This resulted in significant variety by location interactions for several traits. Therefore, statistics are presented for individual locations only.

## Results and Conclusions

Extreme weather in 2009 resulted in some of the most difficult growing conditions that producers can remember. For example, Stoneville recorded excessive rainfall amounts in July (8.75"), September (5.06") and October (15.51"), with little to no rain recorded for the months of June and August. Early season rainfall delayed planting by two to three weeks at many locations, and once a stand was established, there was abnormally hot temperatures in June, then below normal temperatures in August. Unfortunately, abnormal rainfall amounts during the month of September and October resulted in widespread boll rot, delayed defoliation, and seed sprouting in the boll. As a result of late season conditions, lint yields were greatly reduced. Some locations experienced moderate water stress early season as temperatures were abnormally hot in June. Plant bugs and spider mites were difficult to control at several locations, and particularly so at Stoneville where more than 10 applications were made in an attempt to control these pests. Excessive rains during the harvest season not only delayed harvest, but delayed collection of boll samples, ginning, and fiber analyses. These delays most likely reduced fiber quality as well.

In Senatobia and Clarksdale, rep 1 was deleted due to a lack of uniformity in plant stands and growth. In Senatobia, this was caused by inclement weather and inadvertent traffic adjacent to the front of the trial (rep 1). In Clarksdale, rep 1 experienced flooding and was damaged by poly-pipe.

A given variety may perform extremely well or extremely poor due either to chance variation or response to environmental conditions in that particular site and year. Because of that, it is important to base variety selection decisions on as many environments as possible. While it is hoped that newer varieties will perform better than older varieties, this is not always the case. Greater confidence should be put in varieties that have performed well over two or more years than varieties that are in their first year of testing. Producers should consider these new varieties/technologies as not being thoroughly evaluated until multiple year, multiple locations results are available.

Results of these variety trials should be used as a guide in conjunction with all other available sources of information, such as personal experience, demonstration plots, and even out of state trials when making variety selection decisions.

### Reference

Falconer, L.L. and J.M. Reeves. "2009 Cotton Loan Valuation Software." Texas AgriLife Extension Service, Corpus Christi, TX. May, 2009. Web available: <http://www.cottoninc.com/Decision-Aids/?S=AgriculturalResearch> .

### Entry Designation Abbreviations and Affiliated Companies

Abbreviation	Company
DG	Dyna-Grow Seed (Crop Production Services)
FM	Bayer CropScience
BCSX	Bayer CropScience Experimental
AM	Americot, Inc
DP	Monsanto/Deltapine
09R	Monsanto/Deltapine Experimental
CG	Cropland Genetics (Winfield Solutions, LLC)
ST	Stoneville (Bayer CropScience)
PHY	Phytogen
PHX	Phytogen Experimental
CT	Seed-Source Genetics



<b>List of Tables for Results of the 2009 Mississippi State University Cotton Variety Trials</b>	
<b>Table 1</b>	Average lint yield and fiber quality traits over five locations in the Delta Region 2009 Mississippi State University Cotton Variety Trials
<b>Table 2</b>	2009 Mississippi State University Delta Region Cotton Variety Trial - yield, loan value, and per acre returns
<b>Table 3</b>	Average lint yield for each location in the Delta Region 2009 Mississippi State University Cotton Variety Trials
<b>Table 4</b>	Average lint yield and fiber quality traits over four locations in the Hill Region 2009 Mississippi State University Cotton Variety Trials
<b>Table 5</b>	2009 Mississippi State University Hill Region Cotton Variety Trial - yield, loan value, and per acre returns
<b>Table 6</b>	Average lint yield for each location in the Hill Region 2009 Mississippi State University Cotton Variety Trials
<b>Table 7</b>	Average lint yield and fiber quality traits over nine locations in 2009 Mississippi State University Cotton Variety Trials.
<b>Table 8</b>	Average lint yield and fiber quality traits over locations in Delta and Hill Regions New Entry Test in the 2009 Mississippi State University Cotton Variety Trials
<b>Table 9</b>	2009 Mississippi State University Delta & Hill Region New Entry Cotton Variety Trial - yield, loan value, and per acre returns
<b>Table 10</b>	Average lint yield for each location in the Hill and Delta Regions New Entry Test in the 2009 Mississippi State University Cotton Variety Trials
<b>Table 11</b>	Average lint yield and fiber quality traits over two years (2008-2009) in the Delta Region Mississippi State University Cotton Variety Trials
<b>Table 12</b>	Average lint yield and fiber quality traits over two years (2008-2009) in the Hill Region Mississippi State University Cotton Variety Trials
<b>Table 13</b>	Rainfall and agronomic information for Stoneville, MS (Delta Region)
<b>Table 14</b>	Stoneville, MS location of the Delta Region 2009 Mississippi State University Cotton Variety Trial grown on a Bosket Very Fine Sandy Loam Soil
<b>Table 15</b>	Stoneville, MS location of the Delta Region New Entry Test in the 2009 Mississippi State University Cotton Variety Trial grown on a Bosket Very Fine Sandy Loam Soil
<b>Table 16</b>	Rainfall and agronomic information for Clarksdale, MS (Delta Region)
<b>Table 17</b>	Clarksdale, MS location of the Delta Region 2009 Mississippi State University Cotton Variety Trial grown on a Dubbs Soil
<b>Table 18</b>	Rainfall and agronomic information for Rolling Fork, MS (Delta Region)
<b>Table 19</b>	Rolling Fork, MS location of the Delta Region 2009 Mississippi State University Cotton Variety Trial grown on a Silty Clay Soil
<b>Table 20</b>	Rainfall and agronomic information for Tribbett, MS (Delta Region)

<b>Table 21</b>	Tribbett, MS location of the Delta Region 2009 Mississippi State University Cotton Variety Trial grown on a Forestdale-like Silty Clay Loam Soil
<b>Table 22</b>	Tribbett, MS location of the Delta Region New Entry Test in the 2009 Mississippi State University Cotton Variety Trial grown on a Forestdale-like Silty Clay Loam Soil
<b>Table 23</b>	Rainfall and agronomic information for Tunica, MS (Delta Region)
<b>Table 24</b>	Tunica, MS location of the Delta Region 2009 Mississippi State University Cotton Variety Trial grown on Sharkey-alligator Clay Soil
<b>Table 25</b>	Rainfall and agronomic information for Miss. State, MS (Hill Region)
<b>Table 26</b>	Miss. State, MS location of the Hill Region 2009 Mississippi State University Cotton Variety Trial grown on a Marietta Fine Sandy Loam Soil
<b>Table 27</b>	Miss. State, MS location of the Hill Region New Entry Test in the 2009 Mississippi State University Cotton Variety Trial grown on a Marietta Fine Sandy Loam Soil
<b>Table 28</b>	Rainfall and agronomic information for Verona, MS (Hill Region)
<b>Table 29</b>	Verona , MS location of the Hill Region 2009 Mississippi State University Cotton Variety Trial grown on a Leeper Silty Clay Loam Soil
<b>Table 30</b>	Verona, MS location of the Hill Region New Entry Test in the 2009 Mississippi State University Cotton Variety Trial grown on a Leeper Silty Clay Loam Soil
<b>Table 31</b>	Rainfall and agronomic information for Raymond, MS (Hill Region)
<b>Table 32</b>	Raymond, MS location of the Hill Region 2009 Mississippi State University Cotton Variety Trial grown on a Loring Silty Loam Soil
<b>Table 33</b>	Rainfall and agronomic information for Senatobia, MS (Hill Region)
<b>Table 34</b>	Senatobia , MS location of the Hill Region 2009 Mississippi State University Cotton Variety Trial grown on a Memphis Silty Loam Soil

Table 1. Average<sup>1</sup> lint yield and fiber quality traits over five locations in the Delta Region 2009 Mississippi State University Cotton Variety Trials.

Variety	Lint Yield <sup>2</sup>	Lint Percent	Seed Index	Boll Size	Length	Uniformity Index	Strength	Elongation	Micronaire
	lb/a	%	g	g	inch	%	g/tex	%	mic
PHY 485 WRF	1239	39.48	10.12	5.08	1.19	85.94	30.87	8.01	4.95
DP 0949 B2RF	1235	42.32	9.67	4.91	1.21	85.73	28.78	7.29	5.00
PHY 370 WR	1226	41.33	10.57	5.31	1.17	85.38	30.99	7.44	4.90
DP 174 RF	1177	42.97	10.30	5.73	1.24	86.20	27.80	7.07	4.67
ST 5458 B2RF--CK	1165	40.63	10.81	5.51	1.21	85.42	30.53	7.05	5.21
ST 4288 B2F	1161	38.72	11.30	5.82	1.22	85.77	29.17	7.10	5.09
ST 5288 B2F	1144	40.98	9.39	5.22	1.21	85.69	28.86	7.21	4.96
PHY 565 WRF	1141	41.93	9.71	4.72	1.23	86.39	31.45	7.76	4.63
DP 0912 B2RF	1138	40.06	10.09	5.19	1.17	85.18	28.86	7.41	5.31
FM 1740 B2F	1129	41.48	10.85	5.41	1.21	86.15	29.84	6.99	4.83
PHY 425 RF	1089	38.85	10.38	5.03	1.20	86.36	32.02	8.07	5.06
DP 0924 B2RF--CK	1088	40.29	9.96	4.89	1.17	85.61	29.84	7.48	5.10
PHY 375 WRF--CK	1084	41.52	10.20	5.06	1.20	85.94	29.30	7.12	4.56
DP 161 B2RF	1083	38.71	9.54	4.89	1.24	86.15	30.97	7.11	4.78
DP 0920 B2RF	1066	41.71	9.46	4.90	1.19	85.80	27.65	7.10	4.99
DP 0935 B2RF--CK	1058	41.39	10.26	5.58	1.17	85.40	28.00	7.10	5.03
DG 2570	1021	41.31	10.46	5.59	1.18	85.78	29.73	7.68	4.97
PHY 315 RF	1017	41.57	10.63	5.32	1.20	85.48	29.03	6.97	4.55
ST 4498 B2RF	1005	38.44	10.57	5.66	1.18	85.87	31.64	7.94	4.77
DP 141 B2RF	987	39.17	9.34	4.94	1.27	86.02	30.68	7.01	4.41
DG 2400	959	41.78	10.34	5.48	1.18	85.93	29.08	7.73	4.81
CG 4020 B2RF	954	38.45	10.14	5.03	1.22	85.95	27.79	7.11	4.42
BCSX 1010 B2F	934	36.77	11.12	5.39	1.22	85.61	29.64	6.79	4.73
FM 1845 LLB2	933	37.47	11.65	5.80	1.28	86.96	33.28	7.04	5.02
DG 2520	933	38.57	10.05	4.81	1.21	85.66	26.98	7.10	4.42
AM 1550 B2RF	920	39.61	10.32	5.34	1.17	85.29	27.90	7.13	4.62
CG 3020 B2RF	893	37.88	10.58	5.03	1.17	85.36	27.51	7.18	4.40
CG 3220 B2RF	888	39.38	10.67	5.40	1.18	85.53	28.81	7.52	4.93
CG 3520 B2RF	885	38.10	10.05	4.70	1.20	85.76	26.08	7.16	4.50
CG 3035 RF	880	41.70	10.27	5.57	1.18	85.53	28.55	7.68	4.76
CT-210	870	39.10	9.60	5.40	1.18	85.11	30.56	7.30	4.91
MEAN	1042	40.05	10.27	5.25	1.20	85.77	29.42	7.31	4.81
REPS	19	20	20	20	20	20	20	20	20

<sup>1</sup>Least squares means.

<sup>2</sup> Rep 1 data of Clarksdale was not included due to stand issues and weather condition.

Table 2. 2009 Mississippi State University Delta Region Cotton Variety Trial - yield, loan value, and per acre returns.

Variety	Lint Yield lb/a	Lint Percent %	Estimated Seed yield lbs/a	Loan Price <sup>1</sup> cents/lb	Lint Value \$/a	Seed Value <sup>2</sup> \$/a	Gross Return \$/a
PHY 485 WRF	1239	39.48	1983	54.75	679	178	857
DP 0949 B2RF	1235	42.32	1976	54.30	671	178	849
PHY 370 WR	1226	41.33	1962	54.65	670	177	847
DP 174 RF	1177	42.97	1883	54.30	639	169	808
ST 5458 B2RF--CK	1165	40.63	1864	52.45	611	168	779
ST 4288 B2F	1161	38.72	1858	52.10	605	167	772
ST 5288 B2F	1144	40.98	1830	54.30	621	165	786
PHY 565 WRF	1141	41.93	1826	54.75	625	164	789
DP 0912 B2RF	1138	40.06	1821	50.95	580	164	744
FM 1740 B2F	1129	41.48	1806	54.55	616	163	779
PHY 425 RF	1089	38.85	1742	52.55	572	157	729
DP 0924 B2RF--CK	1088	40.29	1741	52.35	570	157	727
PHY 375 WRF--CK	1084	41.52	1734	54.30	589	156	745
DP 161 B2RF	1083	38.71	1733	54.75	593	156	749
DP 0920 B2RF	1066	41.71	1705	54.30	579	153	732
DP 0935 B2RF--CK	1058	41.39	1693	52.00	550	152	702
DG 2570	1021	41.31	1634	54.55	557	147	704
PHY 315 RF	1017	41.57	1627	54.20	551	146	697
ST 4498 B2RF	1005	38.44	1608	54.75	550	145	695
DP 141 B2RF	987	39.17	1579	54.75	540	142	682
DG 2400	959	41.78	1534	54.30	521	138	659
CG 4020 B2RF	954	38.45	1526	54.30	518	137	655
BCSX 1010 B2F	934	36.77	1494	54.55	509	134	643
FM 1845 LLB2	933	37.47	1493	52.55	490	134	624
DG 2520	933	38.57	1492	54.30	506	134	640
AM 1550 B2RF	920	39.61	1472	54.20	499	132	631
CG 3020 B2RF	893	37.88	1428	54.20	484	129	613
CG 3220 B2RF	888	39.38	1421	54.30	482	128	610
CG 3520 B2RF	885	38.10	1417	54.30	481	128	609
CG 3035 RF	880	41.70	1408	54.30	478	127	605
CT-210	870	39.10	1393	54.65	476	125	601

<sup>1</sup> A color and leaf grade of 41-2 was assumed for all calculations.

<sup>2</sup> Estimates based upon a seed value of \$180 per ton.

Loan Price was determined by entering CVT fiber data into the Cotton Loan 2009 Calculator. The Loan Calculator was developed through funding from Cotton Incorporated by Dr. Larry Falconer, Texas A&M Corpus Christi. The values are based on USDA premium and discount schedules for cotton entering the Commodity Credit Corporation (CCC) loan program (US National Loan Rate is \$0.52 per lb of lint for standard fiber characteristics). The information presented presumes a standard leaf and color grade since this information is needed to calculate the values and is not available from CVT data. Color and leaf grade different than standard grades might affect the results. Value per Acre is simply the Loan Price multiplied by the lint yield per acre.

Table 3. Average<sup>1</sup> lint yield for each location in the Delta Region 2009 Mississippi State University Cotton Variety Trials.

Variety	STONEVILLE	CLARKSDALE <sup>2</sup>	ROLLING FORK	TRIBBETT	TUNICA	OVER LOCATIONS
	lb/a	lb/a	lb/a	lb/a	lb/a	lb/a
PHY 485 WRF	1344	1495	1181	963	1215	1239
DP 0949 B2RF	1336	1518	1011	1119	1190	1235
PHY 370 WR	1327	1556	1073	1005	1169	1226
DP 174 RF	1451	1517	806	966	1143	1177
ST 5458 B2RF--CK	1350	1339	835	1213	1085	1165
ST 4288 B2F	1353	1283	769	1236	1166	1161
ST 5288 B2F	1170	1376	999	1192	982	1144
PHY 565 WRF	1270	1415	986	904	1132	1141
DP 0912 B2RF	1083	1368	868	1063	1310	1138
FM 1740 B2F	1200	1222	922	1233	1065	1129
PHY 425 RF	1257	1379	884	1037	887	1089
DP 0924 B2RF--CK	1251	1191	793	1033	1171	1088
PHY 375 WRF--CK	1130	1332	742	1045	1170	1084
DP 161 B2RF	1143	1327	850	945	1151	1083
DP 0920 B2RF	1169	1288	723	1004	1146	1066
DP 0935 B2RF--CK	1089	1235	856	1005	1105	1058
DG 2570	1135	1134	728	1045	1062	1021
PHY 315 RF	1217	1315	691	870	993	1017
ST 4498 B2RF	1089	1190	678	1025	1042	1005
DP 141 B2RF	1064	1126	690	1000	1054	987
DG 2400	1117	1089	828	830	930	959
CG 4020 B2RF	1082	1081	659	968	978	954
BCSX 1010 B2F	1087	1103	605	1016	857	934
FM 1845 LLB2	1079	958	768	927	933	933
DG 2520	1051	1068	732	862	950	933
AM 1550 B2RF	1054	1010	592	904	1041	920
CG 3020 B2RF	932	977	664	986	904	893
CG 3220 B2RF	1092	1015	550	835	948	888
CG 3520 B2RF	1047	984	545	911	941	885
CG 3035 RF	960	945	675	867	953	880
CT-210	1178	790	608	746	1030	870
MEAN	1165	1214	784	992	1055	1042
LSD (.10)	136	195	124	158	110	-
R-square	0.62	0.75	0.75	0.52	0.73	-
CV (%)	9.83	11.76	13.26	13.47	8.78	-
REPS	4	3	4	4	4	19

<sup>1</sup>Least squares means.

<sup>2</sup> Data of Rep 1 was not included due to stand issues and weather condition.

Table 4. Average<sup>1</sup> lint yield and fiber quality traits over four locations in the Hill Region 2009 Mississippi State University Cotton Variety Trials.

Variety	Lint Yield <sup>2</sup>	Lint Percent	Seed Index	Boll Size	Length	Uniformity Index	Strength	Elongation	Micronaire
	lb/a	%	g	g	inch	%	g/tex	%	mic
PHY 370 WR	942	41.37	10.33	5.44	1.12	85.24	27.77	6.92	4.49
DP 174 RF	922	43.01	10.09	5.87	1.22	86.05	26.07	6.73	4.39
FM 1740 B2F	895	40.82	10.86	5.72	1.18	86.15	27.07	6.57	4.46
DP 0949 B2RF	873	41.78	9.89	4.96	1.17	85.16	25.99	6.76	4.56
ST 5288 B2F	870	40.53	9.82	5.37	1.18	85.14	26.71	6.77	4.52
PHY 485 WRF	862	39.63	10.14	5.04	1.17	85.85	28.09	7.40	4.63
PHY 425 RF	853	38.67	10.27	5.29	1.18	86.01	28.48	7.40	4.80
DP 0912 B2RF	844	39.84	10.15	5.24	1.13	85.29	27.46	6.83	4.81
PHY 565 WRF	842	40.73	10.06	4.83	1.21	86.28	29.06	7.04	4.27
ST 5458 B2RF--CK	813	39.57	10.66	5.58	1.19	85.31	28.62	6.49	4.61
ST 4288 B2F	801	38.18	10.78	5.84	1.20	85.88	27.96	6.75	4.57
PHY 375 WRF--CK	801	41.40	10.36	5.08	1.16	85.63	26.18	6.48	4.18
DP 0935 B2RF--CK	787	40.67	10.53	5.57	1.15	85.39	27.00	6.77	4.34
PHY 315 RF	785	41.45	10.18	5.44	1.15	85.06	26.65	6.33	4.21
DP 0924 B2RF--CK	754	39.69	9.89	5.07	1.14	85.14	26.71	6.88	4.63
DP 141 B2RF	749	37.97	9.68	5.19	1.26	85.60	28.44	6.50	4.03
DG 2570	745	41.11	10.43	5.71	1.15	85.49	27.49	7.08	4.56
DG 2400	744	42.15	10.37	5.61	1.16	85.44	26.41	7.02	4.43
DP 161 B2RF	736	36.97	9.73	4.99	1.22	85.99	29.21	6.59	4.31
ST 4498 B2RF	716	38.54	10.31	5.26	1.16	85.25	28.61	7.19	4.13
DP 0920 B2RF	715	41.12	9.83	5.09	1.16	85.43	24.90	6.69	4.68
AM 1550 B2RF	712	40.26	10.38	5.47	1.14	84.98	25.63	6.58	4.32
DG 2520	710	38.46	10.22	4.92	1.18	85.40	24.95	6.60	4.11
FM 1845 LLB2	694	37.34	11.33	5.86	1.25	86.46	30.16	6.59	4.49
CG 4020 B2RF	678	38.57	9.95	5.08	1.19	85.47	25.01	6.59	4.12
CG 3035 RF	677	42.12	10.26	5.68	1.15	85.61	27.27	7.17	4.35
CG 3220 B2RF	662	39.35	10.42	5.52	1.17	85.48	26.32	6.92	4.47
BCSX 1010 B2F	643	37.16	10.58	5.41	1.19	85.27	27.41	6.33	4.38
CT-210	628	38.51	9.89	5.09	1.15	84.98	28.86	6.89	4.43
CG 3520 B2RF	618	37.94	10.06	4.67	1.17	85.68	24.59	6.76	4.23
CG 3020 B2RF	596	37.74	10.23	5.22	1.14	85.17	25.59	6.69	4.07
MEAN	764	39.76	10.25	5.33	1.17	85.53	27.12	6.78	4.40
REPS	15	16	16	16	16	16	16	16	16

<sup>1</sup>Least squares means.

<sup>2</sup> Rep 1 data of Senatobia was not included due to stand issues and weather condition.

Table 5. 2009 Mississippi State University Hill Region Cotton Variety Trial - yield, loan value, and per acre returns.

Variety	Lint Yield	Lint Percent	Estimated Seed yield	Loan Price <sup>1</sup>	Lint Value	Seed Value <sup>2</sup>	Gross Return
	lb/a	%	lbs/a	cents/lb	\$/a	\$/a	\$/a
PHY 370 WR	942	41.37	1508	54.20	511	136	647
DP 174 RF	922	43.01	1476	54.30	501	133	634
FM 1740 B2F	895	40.82	1431	54.30	486	129	615
DP 0949 B2RF	873	41.78	1397	54.20	473	126	599
ST 5288 B2F	870	40.53	1392	54.20	472	125	597
PHY 485 WRF	862	39.63	1380	54.30	468	124	592
PHY 425 RF	853	38.67	1365	54.30	463	123	586
DP 0912 B2RF	844	39.84	1351	54.20	458	122	580
PHY 565 WRF	842	40.73	1348	54.45	459	121	580
ST 5458 B2RF--CK	813	39.57	1300	54.20	440	117	557
ST 4288 B2F	801	38.18	1282	54.30	435	115	550
PHY 375 WRF--CK	801	41.40	1282	54.45	436	115	551
DP 0935 B2RF--CK	787	40.67	1260	54.20	427	113	540
PHY 315 RF	785	41.45	1256	54.35	427	113	540
DP 0924 B2RF--CK	754	39.69	1206	54.20	409	109	518
DP 141 B2RF	749	37.97	1199	54.45	408	108	516
DG 2570	745	41.11	1192	54.20	404	107	511
DG 2400	744	42.15	1191	54.20	403	107	510
DP 161 B2RF	736	36.97	1178	54.30	400	106	506
ST 4498 B2RF	716	38.54	1146	54.35	389	103	492
DP 0920 B2RF	715	41.12	1143	52.85	378	103	481
AM 1550 B2RF	712	40.26	1139	54.20	386	103	489
DG 2520	710	38.46	1136	53.00	376	102	478
FM 1845 LLB2	694	37.34	1111	54.55	379	100	479
CG 4020 B2RF	678	38.57	1085	53.00	360	98	458
CG 3035 RF	677	42.12	1083	54.30	368	97	465
CG 3220 B2RF	662	39.35	1060	54.20	359	95	454
BCSX 1010 B2F	643	37.16	1029	54.20	348	93	441
CT-210	628	38.51	1005	54.20	340	90	430
CG 3520 B2RF	618	37.94	989	53.10	328	89	417
CG 3020 B2RF	596	37.74	954	54.35	324	86	410

<sup>1</sup> A color and leaf grade of 41-2 was assumed for all calculations.

<sup>2</sup> Estimates based upon a seed value of \$180 per ton.

Loan Price was determined by entering CVT fiber data into the Cotton Loan 2009 Calculator. The Loan Calculator was developed through funding from Cotton Incorporated by Dr. Larry Falconer, Texas A&M Corpus Christi. The values are based on USDA premium and discount schedules for cotton entering the Commodity Credit Corporation (CCC) loan program (US National Loan Rate is \$0.52 per lb of lint for standard fiber characteristics). The information presented presumes a standard leaf and color grade since this information is needed to calculate the values and is not available from CVT data. Color and leaf grade different than standard grades might affect the results. Value per Acre is simply the Loan Price multiplied by the lint yield per acre.

Table 6. Average<sup>1</sup> lint yield for each location in the Hill Region 2009 Mississippi State University Cotton Variety Trials.

Variety	MISS. STATE	RAYMOND	VERONA	SENATOBIA <sup>2</sup>	OVER LOCATIONS
	lb/a	lb/a	lb/a	lb/a	lb/a
PHY 370 WR	931	824	715	1299	942
DP 174 RF	818	803	827	1241	922
FM 1740 B2F	929	953	566	1131	895
DP 0949 B2RF	980	648	847	1019	873
ST 5288 B2F	818	723	688	1251	870
PHY 485 WRF	766	750	685	1248	862
PHY 425 RF	807	706	686	1213	853
DP 0912 B2RF	796	675	794	1112	844
PHY 565 WRF	913	786	758	913	842
ST 5458 B2RF--CK	876	731	551	1093	813
ST 4288 B2F	637	709	705	1154	801
PHY 375 WRF--CK	703	724	665	1113	801
DP 0935 B2RF--CK	644	711	753	1042	787
PHY 315 RF	720	637	634	1150	785
DP 0924 B2RF--CK	603	661	707	1045	754
DP 141 B2RF	704	786	788	719	749
DG 2570	714	639	598	1028	745
DG 2400	830	603	676	869	744
DP 161 B2RF	693	545	763	942	736
ST 4498 B2RF	533	657	623	1053	716
DP 0920 B2RF	579	683	660	936	715
AM 1550 B2RF	732	643	577	895	712
DG 2520	786	515	561	978	710
FM 1845 LLB2	689	658	690	739	694
CG 4020 B2RF	651	599	538	926	678
CG 3035 RF	682	589	663	774	677
CG 3220 B2RF	578	613	537	921	662
BCSX 1010 B2F	660	593	600	719	643
CT-210	578	438	675	822	628
CG 3520 B2RF	588	554	473	857	618
CG 3020 B2RF	554	429	533	868	596
MEAN	726	664	662	1002	764
LSD (.10)	117	130	86	155	-
R-square	0.69	0.60	0.72	0.77	-
CV (%)	13.70	16.40	10.73	11.24	-
REPS	4	4	4	3	15

<sup>1</sup> Least squares means.

<sup>2</sup> Data of Rep 1 was not included due to stand issues and weather condition.



Table 7. Average<sup>1</sup> lint yield and fiber quality traits over nine locations in 2009 Mississippi State University Cotton Variety Trials.

Variety	Lint Yield <sup>2</sup>	Lint Percent	Seed Index	Boll Size	Length	Uniformity Index	Strength	Elongation	Micronaire
	lb/a	%	g	g	inch	%	g/tex	%	mic
PHY 370 WR	1100	41.40	10.46	5.37	1.15	85.30	29.56	7.21	4.73
DP 0949 B2RF	1074	42.11	9.76	4.94	1.19	85.49	27.57	7.07	4.81
PHY 485 WRF	1072	39.60	10.12	5.05	1.18	85.93	29.58	7.73	4.81
DP 174 RF	1064	43.01	10.17	5.77	1.23	86.08	27.01	6.92	4.54
FM 1740 B2F	1025	41.22	10.75	5.52	1.19	86.18	28.46	6.80	4.65
ST 5288 B2F	1022	40.87	9.58	5.27	1.20	85.42	27.81	7.01	4.75
PHY 565 WRF	1008	41.44	9.86	4.77	1.22	86.33	30.34	7.43	4.48
ST 5458 B2RF--CK	1008	40.08	10.71	5.56	1.20	85.38	29.68	6.80	4.96
DP 0912 B2RF	1008	40.06	10.07	5.19	1.15	85.19	28.17	7.13	5.07
ST 4288 B2F	1001	38.44	11.01	5.80	1.22	85.83	28.55	6.93	4.85
PHY 425 RF	984	38.80	10.33	5.14	1.19	86.19	30.31	7.79	4.94
PHY 375 WRF--CK	958	41.51	10.24	5.04	1.18	85.77	27.81	6.83	4.39
DP 0924 B2RF--CK	939	40.05	9.91	4.95	1.15	85.42	28.44	7.21	4.88
DP 0935 B2RF--CK	938	41.09	10.34	5.60	1.16	85.41	27.49	6.95	4.73
DP 161 B2RF	929	38.06	9.54	4.93	1.23	86.11	30.12	6.87	4.57
PHY 315 RF	914	41.59	10.37	5.40	1.18	85.27	27.91	6.68	4.40
DP 0920 B2RF	910	41.51	9.60	4.98	1.18	85.60	26.32	6.92	4.85
DG 2570	898	41.26	10.43	5.63	1.17	85.64	28.61	7.41	4.77
DP 141 B2RF	881	38.67	9.52	5.04	1.26	85.86	29.68	6.77	4.26
ST 4498 B2RF	877	38.47	10.40	5.48	1.17	85.60	30.25	7.62	4.49
DG 2400	864	41.96	10.31	5.52	1.17	85.69	27.83	7.41	4.63
DG 2520	834	38.56	10.11	4.87	1.19	85.50	26.06	6.88	4.28
CG 4020 B2RF	831	38.55	10.09	5.05	1.20	85.69	26.52	6.88	4.30
AM 1550 B2RF	827	39.95	10.33	5.39	1.16	85.17	26.83	6.90	4.48
FM 1845 LLB2	827	37.48	11.45	5.80	1.27	86.73	31.79	6.84	4.78
BCSX 1010 B2F	805	36.99	10.81	5.39	1.20	85.45	28.57	6.58	4.58
CG 3035 RF	790	41.92	10.23	5.59	1.17	85.52	27.92	7.44	4.57
CG 3220 B2RF	788	39.40	10.51	5.47	1.17	85.51	27.69	7.25	4.73
CG 3520 B2RF	766	38.05	10.03	4.68	1.19	85.69	25.31	6.96	4.39
CT-210	763	38.90	9.72	5.25	1.17	85.03	29.70	7.10	4.69
CG 3020 B2RF	761	37.83	10.41	5.11	1.16	85.25	26.59	6.97	4.24
MEAN	918	39.96	10.23	5.28	1.19	85.65	28.34	7.07	4.63
REPS	34	36	36	36	36	36	36	36	36

<sup>1</sup>Least squares means.

<sup>2</sup> Rep 1 data of Senatobia and Clarksdale were not included due to stand issues and weather condition.

Table 8. Average<sup>1</sup> lint yield and fiber quality traits over locations in Delta and Hill Regions New Entry Test in the 2009 Mississippi State University Cotton Variety Trials.

Variety	Lint Yield	Lint Percent	Seed Index	Boll Size	Length	Uniformity Index	Strength	Elongation	Micronaire
	lb/a	%	g	g	inch	%	g/tex	%	mic
09R621 B2R2	1177	44.44	9.79	5.49	1.20	86.43	28.29	7.46	4.63
09R619 B2R2	1131	43.75	9.83	5.56	1.17	86.03	27.49	7.38	4.63
DP 0949 B2RF	1113	42.43	9.52	5.03	1.18	85.69	27.65	6.99	4.81
PHX 5922 WRF	1090	41.90	9.44	4.93	1.18	86.27	29.74	7.69	4.58
PHY 565 WRF	1085	41.84	9.41	4.81	1.22	86.64	30.86	7.51	4.31
ST 5458 B2RF--CK	1053	40.88	10.64	5.57	1.21	85.77	29.91	6.86	4.86
DP 0912 B2RF	1004	40.74	9.71	4.97	1.14	85.26	28.36	6.97	4.93
PHY 375 WRF--CK	987	42.06	9.83	5.00	1.17	85.80	27.68	6.88	4.28
BCSX 1015 LLB2	981	37.96	11.05	5.87	1.30	86.50	30.78	6.41	4.40
DP 0924 B2RF--CK	979	40.52	9.63	5.04	1.15	85.76	28.25	7.21	4.81
BCSX 1025 LLB2	946	39.91	11.52	6.07	1.27	86.14	31.30	6.63	4.47
DP 0920 B2RF	929	42.01	9.15	4.96	1.18	85.77	26.24	6.91	4.81
DP 0935 B2RF--CK	908	41.79	10.00	5.54	1.16	85.26	27.36	6.86	4.70
BCXS 1035 LLB2	903	39.62	10.57	5.56	1.17	85.36	31.84	6.93	5.13
BCSX 1005 LLB2	903	38.67	11.28	6.20	1.26	86.38	32.14	6.78	4.73
BCSX 1010 B2F	891	37.80	10.87	5.38	1.20	85.76	29.01	6.54	4.54
PHY 525 RF	835	42.01	10.16	5.18	1.25	86.69	29.52	7.16	4.26
PHY 367 WRF	804	41.09	9.55	4.76	1.20	85.86	28.93	7.06	4.33
MEAN	984	41.08	10.11	5.33	1.20	85.96	29.19	7.01	4.62
REPS	16	16	16	16	16	16	16	16	16

<sup>1</sup>Least squares means.

Table 9. 2009 Mississippi State University Delta & Hill Region New Entry Cotton Variety Trial - yield, loan value, and per acre returns.

Variety	Lint Yield	Lint Percent	Estimated Seed yield	Loan Price <sup>1</sup>	Lint Value	Seed Value <sup>2</sup>	Gross Return
	lb/a	%	lbs/a	cents/lb	\$/a	\$/a	\$/a
09R621 B2R2	1177	44.44	1883	54.30	639	169	808
09R619 B2R2	1131	43.75	1810	54.30	614	163	777
DP 0949 B2RF	1113	42.43	1781	54.30	605	160	765
PHX 5922 WRF	1090	41.90	1744	54.55	595	157	752
PHY 565 WRF	1085	41.84	1735	54.75	594	156	750
ST 5458 B2RF--CK	1053	40.88	1685	54.55	575	152	727
DP 0912 B2RF	1004	40.74	1607	54.20	544	145	689
PHY 375 WRF--CK	987	42.06	1580	54.45	538	142	680
BCSX 1015 LLB2	981	37.96	1569	54.75	537	141	678
DP 0924 B2RF--CK	979	40.52	1566	54.30	531	141	672
BCSX 1025 LLB2	946	39.91	1514	54.75	518	136	654
DP 0920 B2RF	929	42.01	1487	54.30	505	134	639
DP 0935 B2RF--CK	908	41.79	1452	54.20	492	131	623
BCXS 1035 LLB2	903	39.62	1445	52.45	474	130	604
BCSX 1005 LLB2	903	38.67	1445	54.75	494	130	624
BCSX 1010 B2F	891	37.80	1425	54.30	484	128	612
PHY 525 RF	835	42.01	1336	54.70	457	120	577
PHY 367 WRF	804	41.09	1286	54.30	436	116	552

<sup>1</sup>A color and leaf grade of 41-2 was assumed for all calculations.

<sup>2</sup>Estimates based upon a seed value of \$180 per ton.

Loan Price was determined by entering CVT fiber data into the Cotton Loan 2009 Calculator. The Loan Calculator was developed through funding from Cotton Incorporated by Dr. Larry Falconer, Texas A&M Corpus Christi. The values are based on USDA premium and discount schedules for cotton entering the Commodity Credit Corporation (CCC) loan program (US National Loan Rate is \$0.52 per lb of lint for standard fiber characteristics). The information presented presumes a standard leaf and color grade since this information is needed to calculate the values and is not available from CVT data. Color and leaf grade different than standard grades might affect the results. Value per Acre is simply the Loan Price multiplied by the lint yield per acre.

Table 10. Average<sup>1</sup> lint yield for each location in the Hill and Delta Regions New Entry Test in the 2009 Mississippi State University Cotton Variety Trials.

Variety	STONEVILLE	TRIBBETT	MISS. STATE	VERONA	OVER LOCATIONS
	lb/a	lb/a	lb/a	lb/a	lb/a
09R621 B2R2	1195	1248	1200	1065	1177
09R619 B2R2	1278	1087	1179	981	1131
DP 0949 B2RF	1272	1332	932	917	1113
PHX 5922 WRF	1229	1298	1009	823	1090
PHY 565 WRF	1365	1312	847	815	1085
ST 5458 B2RF--CK	1237	1330	979	667	1053
DP 0912 B2RF	1288	1112	813	803	1004
PHY 375 WRF--CK	1225	1120	923	681	987
BCSX 1015 LLB2	1074	1313	837	697	981
DP 0924 B2RF--CK	1156	1233	704	822	979
BCSX 1025 LLB2	1129	1206	764	687	946
DP 0920 B2RF	1119	1208	720	670	929
DP 0935 B2RF--CK	1180	1011	692	747	908
BCXS 1035 LLB2	1192	1165	717	539	903
BCSX 1005 LLB2	1095	1063	757	696	903
BCSX 1010 B2F	1046	1165	694	659	891
PHY 525 RF	1050	1101	531	657	835
PHY 367 WRF	1059	870	699	587	804
MEAN	1177	1176	833	751	984
LSD (.10)	143	213	125	83	-
R-square	0.47	0.48	0.79	0.83	-
CV (%)	9.84	14.19	12.43	9.33	-
REPS	4	4	4	4	16

<sup>1</sup>Least squares means.

Table 11. Average<sup>1</sup> lint yield and fiber quality traits over two years (2008-2009) in the Delta Region Mississippi State University Cotton Variety Trials.

Variety	Lint Yield	Lint Percent	Seed Index	Boll Size	Length	Uniformity Index	Strength	Elongation	Micronaire
	lb/a	%	g	g	inch	%	g/tex	%	mic
ST 5458 B2RF	1348	40.81	10.64	5.54	1.21	84.88	30.83	6.92	5.09
PHY 370 WR	1313	41.46	10.21	5.21	1.16	84.81	30.37	7.30	4.90
FM 1740 B2F	1310	42.26	10.66	5.37	1.20	85.67	29.69	6.89	4.82
PHY 485 WRF	1280	39.87	9.86	4.88	1.19	85.55	30.70	7.84	4.95
DP 174 RF	1269	43.21	10.05	5.69	1.23	85.59	27.44	6.99	4.71
PHY 375 WRF	1263	41.88	10.04	5.06	1.18	85.22	28.81	7.01	4.59
DG 2570	1245	41.70	10.17	5.54	1.18	85.34	29.53	7.47	4.88
DP 0924 B2RF	1232	40.92	9.79	4.87	1.16	85.10	29.34	7.32	5.00
ST 4498 B2RF	1186	39.31	10.32	5.49	1.18	85.25	31.15	7.75	4.73
DP 161 B2RF	1176	39.26	9.36	4.77	1.24	85.99	31.25	7.03	4.73
DP 0935 B2RF	1174	42.00	10.22	5.63	1.17	85.02	28.04	6.96	4.90
PHY 425 RF	1154	39.08	10.22	4.94	1.20	85.85	31.20	7.83	5.06
PHY 315 RF	1141	41.76	10.31	5.23	1.19	84.87	28.91	6.86	4.57
AM 1550 B2RF	1127	40.27	10.14	5.32	1.17	84.90	27.70	7.03	4.65
CG 4020 B2RF	1120	39.36	9.92	4.93	1.22	85.39	26.98	6.98	4.43
DP 141 B2RF	1109	39.67	9.35	4.98	1.25	85.35	30.59	6.96	4.46
CG 3220 B2RF	1098	40.22	10.38	5.28	1.18	85.21	28.32	7.32	4.82
DG 2520	1083	39.33	10.01	4.87	1.21	85.22	26.82	6.95	4.44
CG 3020 B2RF	1072	38.63	10.34	4.97	1.17	85.09	27.30	7.12	4.41
CG 3035 RF	1060	42.20	9.98	5.48	1.18	85.24	28.45	7.48	4.73
CG 3520 B2RF	1017	38.73	9.82	4.61	1.19	85.06	26.20	7.09	4.53
MEAN	1180	40.57	10.09	5.17	1.19	85.27	29.03	7.19	4.73

<sup>1</sup>Least squares means.

Table 12. Average<sup>1</sup> lint yield and fiber quality traits over two years (2008-2009) in the Hill Region Mississippi State University Cotton Variety Trials.

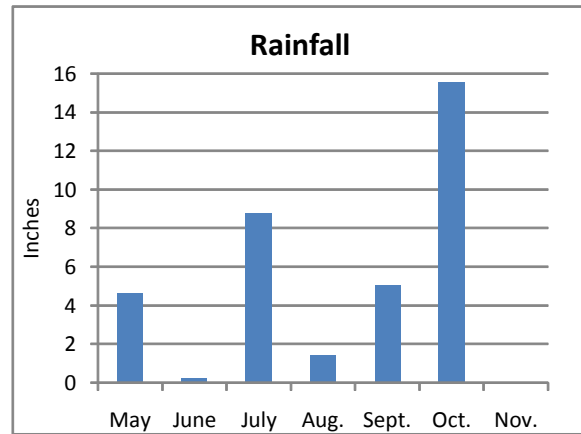
Variety	Lint Yield	Lint Percent	Seed Index	Boll Size	Length	Uniformity Index	Strength	Elongation	Micronaire
	lb/a	%	g	g	inch	%	g/tex	%	mic
FM 1740 B2F	1175	41.60	10.79	5.71	1.18	85.33	27.96	6.56	4.48
PHY 370 WR	1135	41.42	10.18	5.41	1.12	84.71	28.92	6.94	4.57
ST 5458 B2RF	1134	40.44	10.63	5.47	1.19	84.54	29.32	6.51	4.69
PHY 485 WRF	1108	39.90	9.97	4.96	1.17	85.29	29.34	7.41	4.68
DP 174 RF	1084	43.36	10.04	5.77	1.21	85.23	26.47	6.72	4.38
PHY 425 RF	1076	39.31	10.25	5.22	1.18	85.55	29.30	7.41	4.82
PHY 375 WRF	1058	41.95	10.01	5.06	1.15	84.69	26.89	6.50	4.19
PHY 315 RF	1030	41.99	10.15	5.34	1.16	84.63	27.49	6.41	4.32
DP 0935 B2RF	1023	41.27	10.41	5.68	1.15	84.94	28.02	6.73	4.38
DP 141 B2RF	1015	38.83	9.52	5.05	1.24	84.75	28.94	6.51	4.14
DP 0924 B2RF	1005	40.23	9.73	4.94	1.14	84.64	27.55	6.87	4.60
DG 2570	998	40.89	10.26	5.59	1.16	84.99	28.18	7.08	4.48
ST 4498 B2RF	979	39.41	10.00	5.30	1.15	84.87	29.82	7.23	4.19
DG 2520	954	39.08	10.00	4.84	1.18	84.82	25.76	6.63	4.13
AM 1550 B2RF	954	40.37	10.27	5.30	1.14	84.44	26.50	6.63	4.29
CG 4020 B2RF	939	39.28	10.03	4.98	1.19	85.07	25.86	6.64	4.19
CG 3035 RF	931	41.88	10.25	5.56	1.15	85.10	28.07	7.16	4.34
DP 161 B2RF	925	37.70	9.36	4.78	1.22	85.43	30.02	6.61	4.31
CG 3220 B2RF	923	39.99	10.21	5.27	1.16	84.55	26.84	6.82	4.44
CG 3520 B2RF	881	38.42	9.73	4.53	1.17	85.10	24.81	6.74	4.23
CG 3020 B2RF	869	38.20	10.04	5.00	1.14	84.53	26.09	6.73	4.05
MEAN	1009	40.26	10.09	5.23	1.17	84.91	27.72	6.80	4.38

<sup>1</sup>Least squares means.

Table 13. Rainfall and agronomic information for Stoneville, MS (Delta Region).

Rainfall Summary (planting to harvest)

	Inches
May.....	4.62
June.....	0.27
July.....	8.74
August.....	1.42
September.....	5.06
October.....	15.51
November.....	0.02
<b>Total.....</b>	<b>35.64</b>



Soil Type.....Bosket Very Fine Sandy Loam Soil  
 Fertilizer Added..... Potash (60% K2O). (2-21-09). UAN 32% N. (3-3-09).  
 Herbicide Applications..... Gramoxone Max @ 3 pt. (5-15-09). Staple Ix @ 1.3 oz., Cotoran @ 1.5 pt., Prowl 2ec @ 1qt. (5-20-09). Caparol 4L @ 1.3 pt. Envoke @ .15 oz. (6-18-09). Select @ 8 oz. (7-6-09), (7-23-09).  
 Insecticide Applications.... Centric @ 1.5 oz. (7-3-09), (7-6-09). Orthene @ 1 lb. (7-7-09), (7-14-09). Orthene @ .5 lb., Baythroid @ 2.3 oz. (7-20-09). Capture @ 6.4 oz., Centric @ 1 oz. (7-27-09). Orthene @ 1 lb. (8-03-09). Orthene @ 1 lb., Baythroid @ 2 oz. (8-11-09). Capture @ 5 oz. (8-14-09). Capture @ 5 oz., Orthene @ .75 lb. (8-18-09). Baythroid @ 2 oz. (8-26-09).  
 Irrigation..... July 10, 2009. August 18, 2009.  
 Planting Date..... May 20, 2009  
 Harvest Date..... November 4, 2009

Table 14. Stoneville, MS location of the Delta Region 2009 Mississippi State University Cotton Variety Trial grown on a Bosket Very Fine Sandy Loam Soil.

Variety	Lint Yield	Lint Percent	Seed Index	Boll Size	Length	Uniformity Index	Strength	Elongation	Micronaire
	lb/a	%	g	g	inch	%	g/tex	%	mic
DP 174 RF	1451	43.94	10.43	5.60	1.24	86.55	27.80	7.08	4.63
ST 4288 B2F	1353	39.34	11.80	5.68	1.23	86.23	30.10	7.23	5.23
ST 5458 B2RF--CK	1350	40.92	10.68	5.72	1.22	86.00	31.35	7.28	5.32
PHY 485 WRF	1344	39.65	10.30	5.01	1.20	85.75	30.85	7.98	4.93
DP 0949 B2RF	1336	42.18	10.25	4.72	1.22	86.03	29.70	7.43	5.13
PHY 370 WR	1327	40.98	10.95	5.32	1.18	85.65	31.23	7.58	4.90
PHY 565 WRF	1270	42.02	10.23	4.70	1.25	86.73	33.00	7.90	4.83
PHY 425 RF	1257	39.39	10.48	5.09	1.21	85.85	31.93	8.20	5.10
DP 0924 B2RF--CK	1251	40.34	10.23	5.13	1.16	85.15	30.73	7.73	5.25
PHY 315 RF	1217	41.73	10.33	5.44	1.20	84.98	30.08	6.95	4.50
FM 1740 B2F	1200	41.97	10.98	5.49	1.23	86.50	31.18	7.08	4.88
CT-210	1178	38.52	9.98	5.76	1.18	85.35	31.33	7.30	5.05
ST 5288 B2F	1170	41.34	9.53	5.48	1.24	86.60	29.68	7.28	5.08
DP 0920 B2RF	1169	41.96	9.68	4.98	1.20	86.23	29.20	7.28	5.20
DP 161 B2RF	1143	38.77	9.68	5.08	1.23	86.53	31.38	7.18	5.10
DG 2570	1135	40.59	11.08	5.68	1.20	86.80	30.90	7.68	4.98
PHY 375 WRF--CK	1130	41.09	10.33	5.51	1.20	85.93	29.55	7.25	4.53
DG 2400	1117	41.87	10.58	5.57	1.20	86.20	29.88	7.75	4.78
CG 3220 B2RF	1092	39.61	10.73	5.29	1.19	85.98	29.33	7.78	5.05
DP 0935 B2RF--CK	1089	41.60	10.60	5.73	1.18	85.83	28.30	7.18	5.15
ST 4498 B2RF	1089	38.31	10.83	5.69	1.19	85.98	33.20	7.93	4.88
BCSX 1010 B2F	1087	36.22	11.43	5.87	1.23	86.00	31.35	6.95	4.90
DP 0912 B2RF	1083	40.25	10.55	5.23	1.17	85.50	31.53	8.00	5.65
CG 4020 B2RF	1082	38.16	10.35	5.18	1.23	86.15	28.80	7.15	4.35
FM 1845 LLB2	1079	38.07	11.68	5.90	1.28	87.03	34.80	7.40	5.33
DP 141 B2RF	1064	39.62	9.65	4.91	1.29	86.20	31.45	7.05	4.70
AM 1550 B2RF	1054	39.68	10.85	5.28	1.19	85.58	29.48	7.28	4.78
DG 2520	1051	38.24	10.38	4.82	1.22	86.38	28.43	7.10	4.50
CG 3520 B2RF	1047	37.71	10.35	4.55	1.21	85.95	26.70	7.28	4.48
CG 3035 RF	960	41.99	10.58	5.57	1.18	85.90	28.93	7.88	4.80
CG 3020 B2RF	932	37.66	11.20	5.28	1.18	85.75	28.78	7.23	4.40
MEAN	1165	40.12	10.54	5.33	1.21	86.04	30.35	7.43	4.91
LSD (.10)	136	0.66	0.54	0.46	0.02	0.74	1.49	0.24	0.18
R-square	0.62	0.93	0.66	0.54	0.80	0.45	0.72	0.81	0.85
CV (%)	9.83	1.40	4.38	7.37	1.42	0.73	4.18	2.71	3.09
REPS	4	4	4	4	4	4	4	4	4

Planted on 5/20/2009, Harvested on 11/4/2009.

All values represent least squares means.



Table 15. Stoneville, MS location of the Delta Region New Entry Test in the 2009 Mississippi State University Cotton Variety Trial grown on a Bosket Very Fine Sandy Loam Soil.

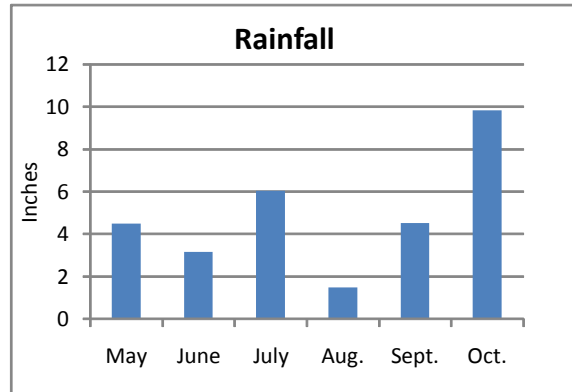
Variety	Lint Yield	Lint Percent	Seed Index	Boll Size	Length	Uniformity Index	Strength	Elongation	Micronaire
	lb/a	%	g	g	inch	%	g/tex	%	mic
PHY 565 WRF	1365	42.22	9.83	4.95	1.26	87.20	34.03	7.78	4.55
DP 0912 B2RF	1288	39.93	10.50	5.14	1.17	85.20	31.00	7.43	5.25
09R619 B2R2	1278	42.89	10.20	5.76	1.21	86.20	29.73	7.63	4.58
DP 0949 B2RF	1272	41.31	10.28	4.98	1.19	85.58	30.83	7.23	5.20
ST 5458 B2RF--CK	1237	40.56	11.43	5.81	1.22	86.00	33.75	7.43	5.23
PHX 5922 WRF	1229	40.93	9.85	5.02	1.21	86.20	32.45	7.73	4.73
PHY 375 WRF--CK	1225	41.58	10.10	4.90	1.20	86.08	30.30	7.53	4.53
09R621 B2R2	1195	44.09	10.45	5.49	1.25	87.03	31.30	7.63	4.70
BCXS 1035 LLB2	1192	38.32	11.35	5.80	1.18	85.10	35.40	7.25	5.45
DP 0935 B2RF--CK	1180	41.53	10.58	5.75	1.17	85.30	28.98	7.15	5.13
DP 0924 B2RF--CK	1156	39.86	10.15	5.01	1.18	85.90	30.65	7.63	5.18
BCSX 1025 LLB2	1129	38.75	12.35	6.01	1.31	87.08	34.73	7.03	4.88
DP 0920 B2RF	1119	41.65	9.63	4.97	1.19	85.85	28.50	7.18	5.05
BCSX 1005 LLB2	1095	37.16	12.20	6.37	1.29	86.50	35.48	7.00	5.05
BCSX 1015 LLB2	1074	36.83	11.60	5.77	1.31	87.60	33.68	6.98	4.75
PHY 367 WRF	1059	40.63	9.85	5.01	1.23	86.05	31.10	7.48	4.40
PHY 525 RF	1050	41.47	10.83	5.07	1.27	86.88	33.38	7.60	4.63
BCSX 1010 B2F	1046	36.38	11.68	5.29	1.22	85.75	31.65	6.90	4.83
MEAN	1177	40.34	10.71	5.39	1.22	86.19	32.05	7.36	4.89
LSD (.10)	143	1.04	1.68	0.31	0.03	0.86	2.12	0.36	0.18
R-square	0.47	0.89	0.72	0.82	0.76	0.57	0.67	0.55	0.84
CV (%)	9.84	2.13	5.78	4.81	2.38	0.85	5.58	4.14	3.12
REPS	4	4	4	4	4	4	4	4	4

Planted on 5/20/2009, Harvested on 11/4/2009.  
All values represent least squares means.

Table 16. Rainfall and agronomic information for Clarksdale, MS (Delta Region).

Rainfall Summary (planting to harvest)

	Inches
May.....	4.50
June.....	3.17
July.....	6.04
August.....	1.48
September.....	4.53
October.....	9.82
<b>Total.....</b>	<b>29.54</b>



Soil Type..... Dubbs Soil  
 Fertilizer Added..... 20 gals. 28-0-0-5 fertilizer (4-28-09). 17 gals. 32% fertilizer (7-10-09).  
 Herbicide Applications..... Roundup @ 32 oz., Banvel @ 8 oz. (2-23-09). Dual Magnum @ 16 oz., Ignite @ 32 oz. (5-19-09). Staple Ix @ 1.3 oz., Cotoran @ 1.5 pt., Prowl 2ec @ 1qt. (5-19-09). Staple @ 3.2 oz. (6-17-09). Select @ 12 oz. (7-19-09).  
 Insecticide Applications.... Dimethoate @ 10.7 oz. (7-11-09). Orthene @ .5 lb. (6-17-09). Centric @ 2 oz. (6-19-09). Centric @ 1 oz., Orthene @.5lb. (6-24-09). Centric @ 2 oz. (7-1-09). Orthene @ .5 lb., Carbine @ 1.75 oz. (7-7-09). Brigade @ 2.6 oz., Carbine @ 1.5 oz., Orthene @ .5 lb. (7-15-09). Brigade @ 4.3 oz., Intruder @ .5 oz., Dimethoate @ 10.7 oz. (7-22-09). Brigade @ 4.3 oz., Carbine @ 2 oz., Orthene @ .67 lb. (7-29-09). Carbine @ 1.5 oz., Ammo @ 2.6 oz., Orthene @ .8 oz. (8-6-09). Ammo @ 2.6 oz., Dimethoate @ 10.7 oz., Orthene @ .8 oz. (8-14-09). Ammo @ 2.6 oz., Vydate @ 12.8 oz., Orthene @ .75 lb. (8-21-09).  
 Irrigation..... Non-irrigated  
 Planting Date..... May 19, 2009  
 Harvest Date..... November 13, 2009

Table 17. Clarksdale, MS location of the Delta Region 2009 Mississippi State University Cotton Variety Trial grown on a Dubbs Soil.

Variety	Lint Yield <sup>1</sup>	Lint Percent	Seed Index	Boll Size	Length	Uniformity Index	Strength	Elongation	Micronaire
	lb/a	%	g	g	inch	%	g/tex	%	mic
PHY 370 WR	1556	40.67	10.53	6.09	1.20	86.10	31.48	7.48	4.80
DP 0949 B2RF	1518	40.33	9.63	5.42	1.25	86.50	29.95	7.45	4.93
DP 174 RF	1517	41.94	10.23	6.30	1.28	87.05	28.38	7.13	4.58
PHY 485 WRF	1495	37.92	10.38	5.66	1.23	86.45	31.48	8.13	4.95
PHY 565 WRF	1415	41.43	9.80	5.31	1.26	86.65	32.40	7.93	4.50
PHY 425 RF	1379	37.09	10.60	5.42	1.25	87.38	32.30	8.15	5.05
ST 5288 B2F	1376	40.56	9.45	5.79	1.23	86.20	30.33	7.33	4.90
DP 0912 B2RF	1368	38.96	10.48	5.63	1.22	86.38	29.80	7.28	5.28
ST 5458 B2RF--CK	1339	39.58	10.73	6.11	1.23	85.43	31.95	7.03	5.15
PHY 375 WRF--CK	1332	41.18	10.38	5.40	1.23	86.35	30.48	7.15	4.50
DP 161 B2RF	1327	37.06	10.15	5.46	1.28	87.13	32.25	7.20	4.73
PHY 315 RF	1315	41.26	11.05	5.67	1.22	86.10	29.80	7.18	4.63
DP 0920 B2RF	1288	40.59	9.93	5.28	1.23	86.45	28.70	7.25	4.83
ST 4288 B2F	1283	37.56	10.75	6.02	1.28	86.75	30.98	7.15	4.95
DP 0935 B2RF--CK	1235	39.36	10.40	6.12	1.22	85.95	29.45	7.23	5.10
FM 1740 B2F	1222	40.68	10.93	6.02	1.23	86.98	31.13	7.15	4.95
DP 0924 B2RF--CK	1191	38.91	9.98	5.35	1.21	86.35	31.53	7.43	5.13
ST 4498 B2RF	1190	37.24	10.95	6.45	1.22	86.38	31.55	7.80	4.78
DG 2570	1134	39.79	10.75	6.10	1.22	86.10	30.08	7.73	4.88
DP 141 B2RF	1126	37.05	9.73	5.35	1.32	87.45	31.55	7.08	4.30
BCSX 1010 B2F	1103	35.78	11.25	5.77	1.25	86.43	29.53	6.88	4.65
DG 2400	1089	40.93	10.35	5.98	1.19	86.25	30.35	7.95	4.78
CG 4020 B2RF	1081	37.84	10.38	5.37	1.25	86.73	28.23	7.25	4.38
DG 2520	1068	37.54	10.55	5.43	1.25	86.45	28.80	7.23	4.43
CG 3220 B2RF	1015	37.90	11.00	6.14	1.22	86.48	30.55	7.60	4.83
AM 1550 B2RF	1010	38.55	10.25	5.76	1.20	86.25	28.90	7.23	4.50
CG 3520 B2RF	984	37.36	10.08	5.26	1.23	86.35	27.43	7.25	4.60
CG 3020 B2RF	977	37.48	10.65	5.31	1.18	85.60	27.73	7.48	4.45
FM 1845 LLB2	958	36.38	11.50	6.31	1.32	87.50	32.88	6.95	4.73
CG 3035 RF	945	41.00	9.95	5.97	1.20	86.35	30.48	8.00	4.68
CT-210	790	37.14	9.83	5.41	1.19	85.65	30.50	7.40	4.58
MEAN	1214	38.94	10.40	5.73	1.24	86.46	30.35	7.40	4.76
LSD (.10)	195	0.81	0.67	0.45	0.03	0.69	1.54	0.27	0.20
R-square	0.75	0.90	0.68	0.55	0.75	0.52	0.69	0.76	0.74
CV (%)	11.76	1.77	5.51	6.72	1.87	0.68	4.33	3.11	3.65
REPS	3	4	4	4	4	4	4	4	4

Planted on 5/19/2009, Harvested on 11/13/2009.

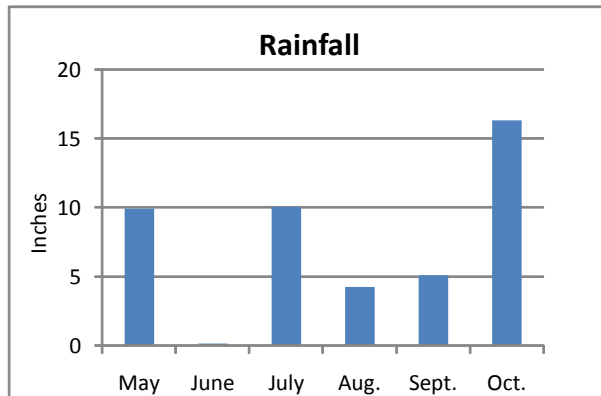
All values represent least squares means.

<sup>1</sup> Rep 1 data was not included due to stand issues and weather condition.

Table 18. Rainfall and agronomic information for Rolling Fork, MS (Delta Region).

Rainfall Summary (planting to harvest)

	Inches
May.....	9.94
June.....	0.15
July.....	10.06
August.....	4.25
September.....	5.10
October.....	16.35
<b>Total.....</b>	<b>45.85</b>



Soil Type..... Silty Clay Soil  
 Fertilizer Added..... None  
 Herbicide Applications..... Staple Ix @ 1.3 oz., Cotoran @ 1.5 pt., Prowl 2ec @ 1 qt. (4-30-09). Select @ 16 oz. (6-01-09).  
 Insecticide Applications.... Baythroid @ 1-120. (5-18-09). Centric @ 1.25 oz. (6-5-09). Trimax @ 1.25 oz. (6-15-09). Bidrin @ 6.4 oz. (7-8-09),  
 (7-14-09). Orthene @ 1 lb. (7-23-09). Leverage @ 1-34 (7-31-09). Orthene @ 1 lb. (8-20-09).  
 Irrigation..... Non-irrigated  
 Planting Date..... April 30, 2009  
 Harvest Date..... November 10, 2009

Table 19. Rolling Fork, MS location of the Delta Region 2009 Mississippi State University Cotton Variety Trial grown on a Silty Clay Soil.

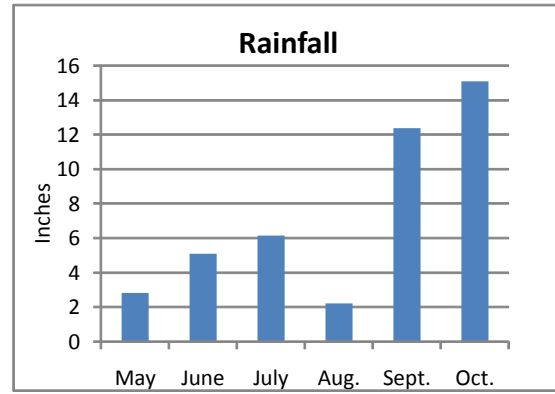
Variety	Lint Yield	Lint Percent	Seed Index	Boll Size	Length	Uniformity Index	Strength	Elongation	Micronaire
	lb/a	%	g	g	inch	%	g/tex	%	mic
PHY 485 WRF	1181	37.73	10.10	5.31	1.20	85.88	30.05	7.68	4.80
PHY 370 WR	1073	40.30	10.50	4.80	1.16	84.70	29.28	7.20	4.80
DP 0949 B2RF	1011	41.07	9.80	4.66	1.21	85.15	26.38	7.13	4.93
ST 5288 B2F	999	38.85	9.40	4.78	1.23	85.15	28.05	7.08	4.98
PHY 565 WRF	986	39.81	9.50	4.63	1.22	85.98	30.30	7.43	4.50
FM 1740 B2F	922	39.82	11.30	5.26	1.21	85.83	29.88	7.08	4.80
PHY 425 RF	884	37.03	10.58	4.84	1.22	86.45	31.10	7.75	4.95
DP 0912 B2RF	868	38.10	9.83	4.92	1.16	83.78	26.28	6.93	5.10
DP 0935 B2RF--CK	856	40.47	10.35	5.16	1.17	84.85	26.23	6.70	4.75
DP 161 B2RF	850	37.18	9.20	4.06	1.24	85.40	29.38	6.85	4.43
ST 5458 B2RF--CK	835	39.51	11.45	4.87	1.21	84.55	28.43	6.90	5.35
DG 2400	828	40.39	10.15	4.97	1.18	85.73	27.40	7.53	4.53
DP 174 RF	806	40.48	10.28	5.35	1.24	85.15	27.88	6.83	4.55
DP 0924 B2RF--CK	793	38.70	10.03	3.90	1.17	85.13	29.55	7.33	4.78
ST 4288 B2F	769	36.42	11.90	5.49	1.23	85.45	28.73	6.88	4.95
FM 1845 LLB2	768	36.37	11.83	5.58	1.29	87.03	32.10	6.85	4.83
PHY 375 WRF--CK	742	40.10	10.40	4.73	1.19	85.13	27.05	6.90	4.43
DG 2520	732	36.73	10.03	4.22	1.20	84.35	25.73	6.78	4.08
DG 2570	728	40.32	9.95	5.08	1.17	84.48	28.15	7.23	4.75
DP 0920 B2RF	723	40.21	9.65	4.59	1.19	85.08	26.05	6.85	4.85
PHY 315 RF	691	39.85	10.80	5.05	1.19	84.93	27.08	6.68	4.55
DP 141 B2RF	690	37.18	8.90	4.75	1.25	85.04	28.26	6.63	4.12
ST 4498 B2RF	678	37.15	10.75	5.36	1.18	85.58	29.48	7.88	4.73
CG 3035 RF	675	39.20	10.10	5.13	1.17	84.23	26.85	7.13	4.58
CG 3020 B2RF	664	36.29	10.53	4.57	1.18	84.58	27.05	6.78	4.38
CG 4020 B2RF	659	36.48	10.23	4.76	1.22	85.15	26.10	7.00	4.20
CT-210	608	37.71	9.53	4.95	1.18	84.23	28.95	7.08	4.65
BCSX 1010 B2F	605	35.17	11.48	4.98	1.22	85.18	28.43	6.53	4.45
AM 1550 B2RF	592	37.43	10.50	5.20	1.15	84.30	26.78	6.95	4.55
CG 3220 B2RF	550	37.90	10.88	5.09	1.18	84.40	27.40	7.30	4.80
CG 3520 B2RF	545	35.87	9.98	4.47	1.21	85.25	25.60	7.05	4.40
MEAN	784	38.38	10.32	4.89	1.20	85.10	28.06	7.06	4.66
LSD (.10)	124	1.01	0.75	0.74	0.03	1.14	1.58	0.28	0.22
R-square	0.75	0.84	0.67	0.36	0.75	0.45	0.71	0.74	0.80
CV (%)	13.26	2.23	6.11	12.75	1.91	1.13	4.78	3.33	4.02
REPS	4	4	4	4	4	4	4	4	4

Planted on 4/30/2009, Harvested on 11/10/2009.  
All values represent least squares means.

Table 20. Rainfall and agronomic information for Tribbett, MS (Delta Region).

Rainfall Summary (planting to harvest)

	Inches
May.....	2.83
June.....	5.09
July.....	6.14
August.....	2.21
September.....	12.37
October.....	15.11
<b>Total.....</b>	<b>43.75</b>



Soil Type..... Forestdale-like Silty Clay Loam Soil  
 Fertilizer Added..... UAN (32% N). (4-15-09).  
 Herbicide Applications..... Glyphosate Plus @ 48 pt., Aim @ 4 oz. (4-27-09). Staple Ix @ 1.3 oz., Cotoran @ 1.5 pt., Prowl 2ec @ 1qt. (5-22-09).  
 Select @ 16 oz. (6-08-09). Caparol @ 1.3 pt., Envoke @ .15 oz. (6-19-09). Staple @ 2 oz. (6-19-09).  
 Diuron @ 1.6 pt. (7-10-09).  
 Insecticide Applications.... Bidrin @ 6.4 oz. (7-07-09). Orthene @ 1 lb. (7-14-09). Orthene @ .5 lb., Baythroid @ 2.3 oz. (7-20-09).  
 Centric @ 1 oz., Capture @ 6.4 oz. (7-27-09). Orthene @ 1 lb. (8-03-09). Orthene @ 1 lb. (8-12-09).  
 Capture @ 5 oz., Orthene @ .75 lb. (8-18-09). Baythroid @ 2 oz., Tracer @ 2 oz. (9-02-09).  
 Irrigation..... July 13, 2009.  
 Planting Date..... May 22, 2009  
 Harvest Date..... November 10, 2009

Table 21. Tribbett, MS location of the Delta Region 2009 Mississippi State University Cotton Variety Trial grown on a Forestdale-like Silty Clay Loam Soil.

Variety	Lint Yield	Lint Percent	Seed Index	Boll Size	Length	Uniformity Index	Strength	Elongation	Micronaire
	lb/a	%	g	g	inch	%	g/tex	%	mic
ST 4288 B2F	1236	40.19	11.20	5.90	1.23	85.53	28.15	7.25	5.08
FM 1740 B2F	1233	41.88	11.15	5.35	1.23	86.75	29.63	6.90	4.63
ST 5458 B2RF--CK	1213	41.05	10.93	5.98	1.24	86.13	30.55	7.10	5.20
ST 5288 B2F	1192	42.67	9.40	5.05	1.21	85.83	27.93	7.08	4.55
DP 0949 B2RF	1119	43.34	9.28	5.05	1.20	86.23	28.98	7.35	4.83
DP 0912 B2RF	1063	41.47	9.78	5.11	1.16	85.35	28.88	7.45	5.18
PHY 375 WRF--CK	1045	41.10	10.25	4.93	1.22	86.60	28.90	7.20	4.50
DG 2570	1045	42.11	10.60	5.58	1.20	86.50	30.50	8.00	5.10
PHY 425 RF	1037	39.98	10.15	4.97	1.19	86.40	32.15	8.10	5.08
DP 0924 B2RF--CK	1033	41.40	10.00	5.11	1.18	86.43	29.13	7.48	5.08
ST 4498 B2RF	1025	39.69	10.40	5.59	1.20	86.33	31.83	8.00	4.68
BCSX 1010 B2F	1016	38.03	10.53	5.28	1.21	85.75	29.38	6.80	4.68
PHY 370 WR	1005	41.60	10.58	5.20	1.17	85.55	31.03	7.43	5.00
DP 0935 B2RF--CK	1005	41.96	10.53	5.64	1.17	85.90	29.28	7.38	5.13
DP 0920 B2RF	1004	42.31	9.18	5.10	1.21	86.55	27.43	7.25	5.05
DP 141 B2RF	1000	41.33	9.28	4.86	1.26	85.95	30.15	7.13	4.23
CG 3020 B2RF	986	38.38	10.28	5.02	1.21	86.15	27.23	7.18	4.18
CG 4020 B2RF	968	39.51	9.95	4.94	1.24	86.80	28.63	7.18	4.35
DP 174 RF	966	44.03	10.20	5.51	1.24	86.20	28.10	7.18	4.75
PHY 485 WRF	963	40.63	9.78	4.92	1.20	86.15	31.15	8.20	4.95
DP 161 B2RF	945	39.41	8.88	5.08	1.26	86.33	30.93	7.20	4.80
FM 1845 LLB2	927	38.20	11.98	5.58	1.32	87.85	34.05	7.08	4.85
CG 3520 B2RF	911	39.66	9.73	4.67	1.21	86.48	25.18	7.18	4.40
AM 1550 B2RF	904	40.03	10.38	5.44	1.19	86.05	27.50	7.13	4.53
PHY 565 WRF	904	42.82	9.45	4.54	1.24	86.80	30.63	7.63	4.53
PHY 315 RF	870	41.37	10.80	5.63	1.22	86.45	27.68	6.93	4.40
CG 3035 RF	867	41.83	10.90	5.74	1.21	86.23	28.55	7.70	4.73
DG 2520	862	39.97	9.45	4.70	1.22	86.33	25.88	7.33	4.38
CG 3220 B2RF	835	39.65	10.83	5.53	1.18	86.03	29.58	7.63	5.00
DG 2400	830	41.95	10.48	5.60	1.20	86.20	29.10	7.63	4.93
CT-210	746	40.47	9.28	5.52	1.18	85.45	30.85	7.40	5.00
MEAN	992	40.90	10.18	5.26	1.21	86.23	29.32	7.37	4.76
LSD (.10)	158	0.78	0.70	0.49	0.02	0.69	1.54	0.32	0.20
R-square	0.52	0.88	0.66	0.52	0.78	0.51	0.75	0.71	0.81
CV (%)	13.47	1.62	5.87	7.86	1.64	0.68	4.48	3.64	3.58
REPS	4	4	4	4	4	4	4	4	4

Planted on 5/22/2009, Harvested on 11/10/2009.  
All values represent least squares means.

Table 22. Tribbett, MS location of the Delta Region New Entry Test in the 2009 Mississippi State University Cotton Variety Trial grown on a Forestdale-like Silty Clay Loam Soil.

Variety	Lint Yield	Lint Percent	Seed Index	Boll Size	Length	Uniformity Index	Strength	Elongation	Micronaire
	lb/a	%	g	g	inch	%	g/tex	%	mic
DP 0949 B2RF	1332	43.18	9.35	4.78	1.16	85.88	28.08	7.05	5.05
ST 5458 B2RF--CK	1330	41.93	10.13	5.67	1.20	85.93	28.65	6.63	4.98
BCSX 1015 LLB2	1313	38.47	11.18	5.82	1.31	86.80	30.20	6.20	4.35
PHY 565 WRF	1312	42.63	9.38	4.67	1.20	86.50	30.73	7.48	4.53
PHX 5922 WRF	1298	43.49	9.13	4.93	1.16	86.45	29.58	7.78	4.63
09R621 B2R2	1248	44.64	9.93	5.37	1.20	86.58	27.83	7.40	4.60
DP 0924 B2RF--CK	1233	41.49	9.93	5.00	1.13	85.48	28.20	7.25	5.03
DP 0920 B2RF	1208	42.60	9.03	4.91	1.17	86.23	26.75	6.98	5.03
BCSX 1025 LLB2	1206	40.97	11.40	5.78	1.27	86.30	30.95	6.58	4.45
BCXS 1035 LLB2	1165	40.44	10.48	5.51	1.15	85.63	32.15	7.10	5.25
BCSX 1010 B2F	1165	39.01	10.68	5.20	1.18	86.28	27.60	6.28	4.60
PHY 375 WRF--CK	1120	42.40	10.18	4.90	1.16	86.38	26.65	6.78	4.30
DP 0912 B2RF	1112	41.42	9.38	4.76	1.14	85.25	27.43	6.75	5.08
PHY 525 RF	1101	43.12	9.43	5.02	1.25	87.70	29.68	7.15	4.43
09R619 B2R2	1087	43.76	9.98	5.06	1.15	86.28	29.00	7.68	4.70
BCSX 1005 LLB2	1063	39.45	10.75	5.94	1.26	86.60	32.93	6.83	4.95
DP 0935 B2RF--CK	1011	42.49	10.25	5.65	1.13	84.95	27.60	6.70	5.15
PHY 367 WRF	870	42.02	9.50	4.50	1.17	85.85	28.68	7.00	4.78
MEAN	1176	41.86	10.00	5.19	1.19	86.17	29.04	6.98	4.77
LSD (.10)	213	0.77	0.66	0.38	0.03	0.79	1.49	0.33	0.25
R-square	0.48	0.90	0.70	0.72	0.88	0.56	0.74	0.77	0.74
CV (%)	14.19	1.55	5.57	6.19	1.83	0.77	4.33	3.98	4.50
REPS	4	4	4	4	4	4	4	4	4

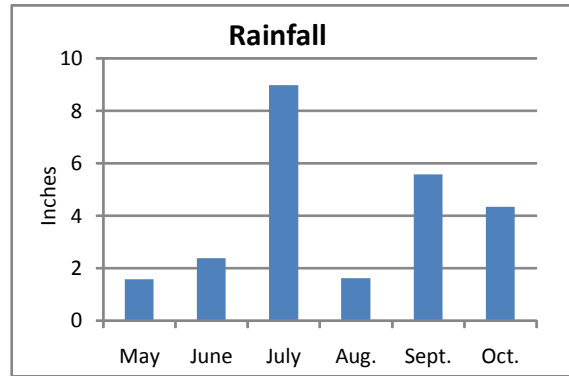
Planted on 5/22/2009, Harvested on 11/10/2009.  
All values represent least squares means.



Table 23. Rainfall and agronomic information for Tunica, MS (Delta Region).

Rainfall Summary (planting to harvest)

	Inches
May.....	1.58
June.....	2.37
July.....	8.99
August.....	1.61
September.....	5.58
October.....	4.33
<b>Total.....</b>	<b>24.46</b>



Soil Type..... Sharkey-alligator clay  
 Fertilizer Added..... Nsol 32% @ 12 gal. (2-26-09). Nsol 32% @ 20 gal. (6-4-09).  
 Herbicide Applications..... Pendimethalin @ 19.4 oz. (3-29-09). Banvel @ 9 oz., Glyphosate @ 32 oz. (3-29-09). Cotoran @ 64 oz.,  
 Staple Ix @ 1.2 oz. (4-29-09). MSMA @ 38.8 oz., Caparol @ 22.5 oz. (7-03-09).  
 Insecticide Applications.... Acephate @ 5.3 oz. (6-16-09). Acephate @ 8 oz. (6-25-09). Acephate @ 8 oz. (7-7-09). Bidrin @ 6.4 oz.  
 (7-22-09). Leverage @ 4.3 oz. (7-31-09). Acephate @ 8 oz., Baythroid @ 2.1 oz. (8-8-09).  
 Irrigation..... Non-irrigated  
 Planting Date..... April 29, 2009  
 Harvest Date..... October 21, 2009

Table 24. Tunica, MS location of the Delta Region 2009 Mississippi State University Cotton Variety Trial grown on Sharkey-alligator Clay Soil.

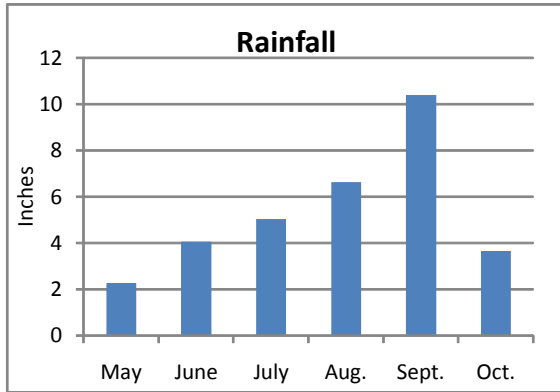
Variety	Lint Yield	Lint Percent	Seed Index	Boll Size	Length	Uniformity Index	Strength	Elongation	Micronaire
	lb/a	%	g	g	inch	%	g/tex	%	mic
DP 0912 B2RF	1310	41.51	9.83	5.06	1.13	84.90	27.80	7.38	5.33
PHY 485 WRF	1215	41.48	10.05	4.50	1.14	85.48	30.83	8.08	5.13
DP 0949 B2RF	1190	44.65	9.40	4.71	1.15	84.75	28.88	7.10	5.20
DP 0924 B2RF--CK	1171	42.09	9.55	4.95	1.11	85.00	28.25	7.43	5.28
PHY 375 WRF--CK	1170	44.12	9.65	4.72	1.18	85.68	30.50	7.08	4.83
PHY 370 WR	1169	43.12	10.28	5.15	1.13	84.88	31.95	7.50	5.00
ST 4288 B2F	1166	40.10	10.85	6.00	1.16	84.90	27.88	6.98	5.25
DP 161 B2RF	1151	41.14	9.78	4.79	1.19	85.35	30.90	7.10	4.83
DP 0920 B2RF	1146	43.48	8.85	4.52	1.14	84.68	26.88	6.85	5.03
DP 174 RF	1143	44.47	10.38	5.89	1.20	86.05	26.83	7.15	4.85
PHY 565 WRF	1132	43.54	9.55	4.40	1.16	85.80	30.93	7.90	4.80
DP 0935 B2RF--CK	1105	43.57	9.43	5.27	1.13	84.48	26.73	7.00	5.00
ST 5458 B2RF--CK	1085	42.06	10.28	4.87	1.16	85.00	30.35	6.95	5.03
FM 1740 B2F	1065	43.05	9.90	4.91	1.14	84.70	27.38	6.73	4.90
DG 2570	1062	43.72	9.90	5.50	1.12	85.03	29.03	7.78	5.13
DP 141 B2RF	1054	40.64	9.15	4.83	1.23	85.48	31.98	7.15	4.73
ST 4498 B2RF	1042	39.83	9.90	5.20	1.13	85.08	32.15	8.08	4.80
AM 1550 B2RF	1041	42.38	9.63	5.02	1.11	84.28	26.83	7.05	4.75
CT-210	1030	41.64	9.40	5.36	1.14	84.85	31.15	7.33	5.28
PHY 315 RF	993	43.62	10.15	4.80	1.17	84.95	30.53	7.13	4.68
ST 5288 B2F	982	41.49	9.18	5.01	1.16	84.68	28.30	7.28	5.28
CG 4020 B2RF	978	40.25	9.80	4.90	1.16	84.90	27.20	6.98	4.80
CG 3035 RF	953	44.46	9.83	5.42	1.14	84.93	27.93	7.70	5.00
DG 2520	950	40.35	9.85	4.89	1.15	84.78	26.08	7.05	4.70
CG 3220 B2RF	948	41.83	9.90	4.96	1.13	84.78	27.18	7.28	4.98
CG 3520 B2RF	941	39.90	10.10	4.54	1.16	84.78	25.48	7.03	4.63
FM 1845 LLB2	933	38.33	11.28	5.66	1.19	85.40	32.58	6.90	5.35
DG 2400	930	43.76	10.15	5.26	1.15	85.25	28.65	7.80	5.03
CG 3020 B2RF	904	39.59	10.25	4.99	1.13	84.70	26.78	7.25	4.60
PHY 425 RF	887	40.74	10.10	4.86	1.15	85.75	32.61	8.16	5.11
BCSX 1010 B2F	857	38.65	10.90	5.04	1.17	84.70	29.50	6.78	4.95
MEAN	1055	41.92	9.91	5.03	1.15	85.03	29.03	7.29	4.97
LSD (.10)	110	1.02	0.63	0.46	0.02	0.78	1.76	0.28	0.22
R-square	0.73	0.85	0.57	0.60	0.69	0.37	0.74	0.79	0.67
CV (%)	8.78	2.07	5.39	7.74	1.78	0.78	5.14	3.24	3.71
REPS	4	4	4	4	4	4	4	4	4

Planted on 4/29/2009, Harvested on 10/21/2009.  
All values represent least squares means.

Table 25. Rainfall and agronomic information for Miss. State, MS (Hill Region).

Rainfall Summary (planting to harvest)

	Inches
May.....	2.26
June.....	4.06
July.....	5.04
August.....	6.64
September.....	10.39
October.....	3.64
<b>Total.....</b>	<b>32.03</b>



Soil Type..... Marietta Fine Sandy Loam  
 Fertilizer Added..... 0-0-60 @ 200 lb., N (32% NSOL) @ 50# (4-22-09). N (32% NSOL) @ 75 lb. (6-22-09).  
 Herbicide Applications..... Intensity @ 12 oz. (6-26-09). Select @ 12 oz. (8-06-09).  
 Insecticide Applications.... Centric @ 2 oz. (7-02-09). Centric @ 2 oz. (7-15-09). Tracer @ 1.5 oz. (7-21-09). Consero @ 3.75 oz. (8-06-09).  
 Consero @ 3.75 oz. (8-17-09). Bidrin @ 6.4 oz, Tracer @ 1.5 oz. (9-04-09).  
 Irrigation..... June 29, 2009.  
 Planting Date..... May 21, 2009  
 Harvest Date..... November 5, 2009

Table 26. Miss. State, MS location of the Hill Region 2009 Mississippi State University Cotton Variety Trial grown on a Marietta Fine Sandy Loam Soil.

Variety	Lint Yield	Lint Percent	Seed Index	Boll Size	Length	Uniformity Index	Strength	Elongation	Micronaire
	lb/a	%	g	g	inch	%	g/tex	%	mic
DP 0949 B2RF	980	41.26	10.08	4.64	1.19	85.53	26.88	6.63	4.23
PHY 370 WR	931	40.35	9.68	5.40	1.13	85.20	28.88	6.83	4.05
FM 1740 B2F	929	39.93	10.48	5.89	1.21	87.25	27.65	6.75	4.28
PHY 565 WRF	913	40.16	10.25	4.51	1.23	86.55	31.08	7.15	4.00
ST 5458 B2RF--CK	876	38.19	9.95	4.98	1.21	85.53	30.83	6.55	4.15
DG 2400	830	40.78	9.93	5.43	1.17	86.25	27.40	7.03	4.28
ST 5288 B2F	818	39.28	10.35	5.09	1.19	85.90	27.90	6.60	4.18
DP 174 RF	818	42.30	10.05	5.85	1.26	86.58	27.00	6.83	4.15
PHY 425 RF	807	37.65	9.55	5.44	1.21	86.85	29.88	7.38	4.60
DP 0912 B2RF	796	38.58	10.18	4.95	1.14	85.08	28.78	6.75	4.40
DG 2520	786	37.60	10.08	4.97	1.19	85.23	26.20	6.60	3.88
PHY 485 WRF	766	38.30	10.50	4.99	1.18	86.23	28.60	7.33	4.35
AM 1550 B2RF	732	38.99	10.08	5.24	1.15	84.58	26.45	6.35	4.10
PHY 315 RF	720	40.78	9.90	5.12	1.18	85.55	28.10	6.23	4.00
DG 2570	714	39.68	10.58	5.65	1.16	86.13	28.53	7.00	4.25
DP 141 B2RF	704	36.97	9.83	5.05	1.28	85.75	30.28	6.60	3.73
PHY 375 WRF--CK	703	40.17	10.83	5.14	1.18	85.58	27.45	6.28	3.78
DP 161 B2RF	693	35.95	9.33	4.36	1.22	86.08	29.73	6.60	3.83
FM 1845 LLB2	689	35.63	10.10	5.81	1.29	87.00	31.25	6.55	3.98
CG 3035 RF	682	40.52	9.90	5.60	1.17	85.95	29.50	7.38	4.23
BCSX 1010 B2F	660	36.39	9.70	5.16	1.20	85.55	29.30	6.38	4.13
CG 4020 B2RF	651	37.31	9.75	4.59	1.20	85.95	25.53	6.65	3.95
DP 0935 B2RF--CK	644	38.01	10.35	5.21	1.19	86.15	28.50	6.50	3.63
ST 4288 B2F	637	37.24	9.70	5.91	1.23	85.90	29.48	6.58	4.15
DP 0924 B2RF--CK	603	38.23	9.25	4.68	1.15	85.55	28.18	6.85	4.10
CG 3520 B2RF	588	37.23	9.90	4.52	1.16	85.73	24.33	6.73	4.00
DP 0920 B2RF	579	40.35	10.08	4.76	1.18	85.85	25.13	6.53	4.28
CG 3220 B2RF	578	37.88	10.45	4.91	1.18	85.80	27.63	6.90	4.00
CT-210	578	37.89	9.95	5.05	1.16	85.23	29.53	6.83	4.20
CG 3020 B2RF	554	37.28	9.95	4.85	1.14	85.10	26.33	6.80	3.75
ST 4498 B2RF	533	36.56	10.03	4.52	1.17	85.43	28.78	6.83	3.18
MEAN	726	38.63	10.02	5.11	1.19	85.84	28.23	6.74	4.06
LSD (.10)	117	0.96	0.97	0.48	0.02	0.83	1.26	0.30	0.26
R-square	0.69	0.85	0.28	0.61	0.82	0.50	0.78	0.67	0.67
CV (%)	13.70	2.11	8.27	8.03	1.72	0.82	3.79	3.76	5.51
REPS	4	4	4	4	4	4	4	4	4

Planted on 5/21/2009, Harvested on 11/5/2009.  
All values represent least squares means.

Table 27. Miss. State, MS location of the Hill Region New Entry Test in the 2009 Mississippi State University Cotton Variety Trial grown on a Marietta Fine Sandy Loam Soil.

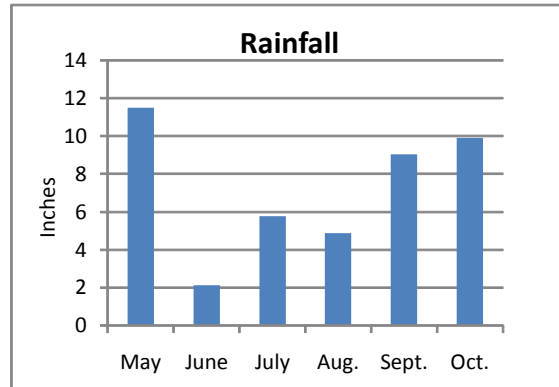
Variety	Lint Yield	Lint Percent	Seed Index	Boll Size	Length	Uniformity Index	Strength	Elongation	Micronaire
	lb/a	%	g	g	inch	%	g/tex	%	mic
09R621 B2R2	1200	42.68	9.75	5.60	1.19	86.18	26.70	7.25	4.46
09R619 B2R2	1179	42.35	9.75	5.59	1.16	86.13	25.45	7.00	4.40
PHX 5922 WRF	1009	40.39	9.93	5.13	1.19	86.95	28.35	7.43	4.35
ST 5458 B2RF--CK	979	38.45	11.10	5.54	1.21	85.90	28.83	6.50	4.35
DP 0949 B2RF	932	40.31	9.15	5.05	1.20	86.13	26.05	6.75	4.03
PHY 375 WRF--CK	923	40.98	9.50	4.84	1.18	85.90	27.18	6.45	3.90
PHY 565 WRF	847	39.76	9.40	4.84	1.22	86.80	29.45	7.23	3.83
BCSX 1015 LLB2	837	37.16	10.75	5.49	1.32	86.18	29.20	6.05	3.95
DP 0912 B2RF	813	38.64	9.35	4.71	1.15	85.88	28.15	6.78	4.20
BCSX 1025 LLB2	764	38.05	11.85	6.43	1.28	86.33	30.10	6.40	4.03
BCSX 1005 LLB2	757	37.61	11.58	6.18	1.27	86.38	30.15	6.53	4.25
DP 0920 B2RF	720	40.42	8.68	4.71	1.17	85.73	25.60	6.65	4.23
BCXS 1035 LLB2	717	38.63	10.43	5.29	1.18	85.68	28.18	6.38	4.53
DP 0924 B2RF--CK	704	38.43	9.05	4.80	1.14	85.60	27.18	6.75	4.05
PHY 367 WRF	699	38.62	9.62	4.73	1.21	86.41	29.13	6.75	3.73
BCSX 1010 B2F	694	35.82	10.80	5.48	1.20	86.28	29.08	6.33	3.98
DP 0935 B2RF--CK	692	39.06	9.85	5.30	1.17	86.03	26.75	6.63	3.90
PHY 525 RF	531	40.15	10.83	5.31	1.27	86.58	27.10	6.78	3.93
MEAN	833	39.31	10.07	5.28	1.20	86.17	27.92	6.70	4.11
LSD (.10)	125	0.75	0.42	0.48	0.02	0.70	1.21	0.29	0.31
R-square	0.79	0.91	0.90	0.68	0.92	0.37	0.78	0.77	0.52
CV (%)	12.43	1.57	3.47	7.56	1.41	0.67	3.58	3.57	6.32
REPS	4	4	4	4	4	4	4	4	4

Planted on 5/21/2009, Harvested on 11/5/2009.  
All values represent least squares means.

Table 28. Rainfall and agronomic information for Verona, MS (Hill Region).

Rainfall Summary (planting to harvest)

	Inches
May.....	11.49
June.....	2.10
July.....	5.77
August.....	4.86
September.....	9.03
October.....	9.88
<b>Total.....</b>	<b>43.13</b>



Soil Type.....	Leeper Silty loam
Fertilizer Added.....	100 lb/A (K <sub>2</sub> O), 50 lb/A sulfo-mag (22 lb/A K <sub>2</sub> O + 11 lb/A mg + 22 lb/A sulfur), 3.2 lb/A Zinc sulfate (33% zinc). (11-03-08). 32% UAN (6-10-09).
Herbicide Applications.....	Roundup Power Max @ 22 oz., Valor @ 22 oz. (3-10-09). Roundup Power Max @ 4 pt. (4-25-09). Gramoxone @ 1.8 pt., Cotoran @ 1.8 pt., Dual Magnum @ 1.46 pt., Staple @ 1.38 oz. (4-30-09). Select @ 12 oz., Staple @ 2.5 oz. (5-23-09). Cotoran @ 1.6 pt., MSMA @ 2.7 pt. (6-17-09). MSMA @ 2.7 pt., Karmex @ 1.5 pt. (6-29-09). Select @ 12.8 oz. (7-09-09).
Insecticide Applications....	Bidrin @ 3.2 oz. (5-23-09). Bidrin @ 3.2 oz. (6-01-09). Bidrin @ 3.2 oz. (6-08-09). Carbine @ 2.5 oz. (6-17-09). Centric @ 2.5 oz. (6-25-09). Orthene @ .5 lb. (6-29-09). Bidrin @ 8 oz. (7-20-09). Brigade @ 5 oz., Tracer @ 2 oz. (7-24-09). Karate @ 1.9 oz., Tracer @ 2 oz. (8-11-09). Brigade @ 5 oz., Orthene @ .5 lb., Tracer @ 2 oz. (8-18-09).
Irrigation.....	Non-irrigated
Planting Date.....	April 30, 2009
Harvest Date.....	November 3, 2009

Table 29. Verona , MS location of the Hill Region 2009 Mississippi State University Cotton Variety Trial grown on a Leeper Silty loam Soil.

Variety	Lint Yield	Lint Percent	Seed Index	Boll Size	Length	Uniformity Index	Strength	Elongation	Micronaire
	lb/a	%	g	g	inch	%	g/tex	%	mic
DP 0949 B2RF	847	44.45	8.75	4.93	1.17	85.05	24.65	6.90	4.68
DP 174 RF	827	46.13	9.18	5.84	1.20	85.30	24.58	6.85	4.60
DP 0912 B2RF	794	42.53	9.50	5.41	1.13	84.93	26.58	6.90	5.08
DP 141 B2RF	788	40.95	8.85	5.18	1.24	84.78	27.35	6.63	4.20
DP 161 B2RF	763	41.09	9.20	4.96	1.21	85.28	29.58	6.85	4.63
PHY 565 WRF	758	43.27	9.28	5.07	1.18	85.35	27.05	7.20	4.53
DP 0935 B2RF--CK	753	44.03	9.38	5.32	1.13	84.53	25.80	6.88	4.43
PHY 370 WR	715	43.55	9.83	5.40	1.12	85.00	25.23	6.88	4.65
DP 0924 B2RF--CK	707	43.05	9.10	5.08	1.14	84.75	26.48	7.05	4.93
ST 4288 B2F	705	40.95	10.45	5.79	1.19	85.23	25.90	7.05	4.78
FM 1845 LLB2	690	40.83	10.83	5.75	1.21	85.63	28.78	6.60	4.65
ST 5288 B2F	688	43.41	8.93	5.31	1.16	84.00	26.55	7.05	4.65
PHY 425 RF	686	41.92	9.68	5.26	1.12	84.63	26.73	7.50	5.08
PHY 485 WRF	685	42.92	9.40	5.09	1.14	85.25	26.95	7.43	4.93
DG 2400	676	44.83	9.73	5.51	1.13	84.18	25.08	7.13	4.48
CT-210	675	41.43	9.05	5.21	1.15	84.18	26.35	6.73	4.50
PHY 375 WRF--CK	665	44.07	9.73	5.43	1.14	84.88	24.95	6.70	4.38
CG 3035 RF	663	45.19	9.93	5.98	1.13	84.78	25.45	7.28	4.58
DP 0920 B2RF	660	44.00	9.13	5.37	1.15	84.88	23.50	6.85	4.88
PHY 315 RF	634	44.73	9.63	5.45	1.13	84.13	24.48	6.30	4.40
ST 4498 B2RF	623	41.65	9.93	5.53	1.14	84.68	27.58	7.25	4.28
BCSX 1010 B2F	600	40.29	10.00	5.47	1.17	84.50	26.85	6.60	4.58
DG 2570	598	43.66	9.70	5.56	1.16	84.43	26.90	7.08	4.73
AM 1550 B2RF	577	43.69	9.53	5.59	1.12	84.23	23.65	6.50	4.65
FM 1740 B2F	566	43.07	10.08	5.85	1.16	85.03	25.40	6.58	4.55
DG 2520	561	41.64	9.58	4.94	1.16	84.93	23.50	6.55	4.33
ST 5458 B2RF--CK	551	42.09	9.90	5.59	1.17	84.50	27.70	6.53	4.75
CG 4020 B2RF	538	41.39	8.93	5.02	1.16	84.55	23.88	6.58	4.20
CG 3220 B2RF	537	42.91	9.53	5.38	1.14	84.53	23.78	6.83	4.75
CG 3020 B2RF	533	41.10	9.73	5.40	1.13	84.43	24.45	6.60	4.35
CG 3520 B2RF	473	40.60	8.98	4.61	1.14	84.88	24.03	6.85	4.35
MEAN	662	42.75	9.53	5.36	1.15	84.75	25.80	6.86	4.60
LSD (.10)	86	0.99	0.52	0.46	0.02	0.72	1.28	0.29	0.25
R-square	0.72	0.82	0.62	0.49	0.88	0.46	0.75	0.71	0.61
CV (%)	10.73	1.97	4.62	7.27	1.25	0.72	4.23	3.61	4.71
REPS	4	4	4	4	4	4	4	4	4

Planted on 4/30/2009 , Harvested on 11/3/2009.

All values represent least squares means.

Table 30. Verona, MS location of the Hill Region New Entry Test in the 2009 Mississippi State University Cotton Variety Trial grown on a Leeper Silty loam Soil.

Variety	Lint Yield	Lint Percent	Seed Index	Boll Size	Length	Uniformity Index	Strength	Elongation	Micronaire
	lb/a	%	g	g	inch	%	g/tex	%	mic
09R621 B2R2	1065	46.36	9.05	5.50	1.18	85.95	27.33	7.58	4.78
09R619 B2R2	981	46.01	9.40	5.82	1.15	85.50	25.80	7.23	4.85
DP 0949 B2RF	917	44.91	9.30	5.32	1.18	85.20	25.65	6.95	4.95
PHX 5922 WRF	823	42.80	8.88	4.65	1.18	85.48	28.60	7.83	4.63
DP 0924 B2RF--CK	822	42.29	9.40	5.34	1.16	86.05	26.98	7.23	5.00
PHY 565 WRF	815	42.74	9.05	4.79	1.22	86.08	29.25	7.58	4.33
DP 0912 B2RF	803	42.98	9.60	5.28	1.13	84.73	26.85	6.93	5.20
DP 0935 B2RF--CK	747	44.09	9.33	5.46	1.16	84.75	26.13	6.95	4.63
BCSX 1015 LLB2	697	39.37	10.68	6.39	1.28	85.43	30.05	6.40	4.55
BCSX 1005 LLB2	696	40.48	10.60	6.34	1.22	86.03	30.03	6.78	4.65
BCSX 1025 LLB2	687	41.86	10.48	6.06	1.21	84.85	29.43	6.50	4.53
PHY 375 WRF--CK	681	43.30	9.55	5.35	1.15	84.85	26.58	6.75	4.40
DP 0920 B2RF	670	43.38	9.28	5.26	1.19	85.28	24.10	6.83	4.95
ST 5458 B2RF--CK	667	42.58	9.90	5.25	1.20	85.25	28.40	6.90	4.90
BCSX 1010 B2F	659	39.99	10.33	5.56	1.19	84.73	27.73	6.65	4.78
PHY 525 RF	657	43.30	9.58	5.32	1.24	85.60	27.93	7.10	4.08
PHY 367 WRF	587	43.08	9.25	4.81	1.20	85.15	26.83	7.00	4.43
BCXS 1035 LLB2	539	41.10	10.03	5.64	1.18	85.05	31.65	7.00	5.28
MEAN	751	42.81	9.65	5.45	1.19	85.33	27.74	7.01	4.72
LSD (.10)	83	1.12	0.53	0.57	0.03	0.86	1.53	0.34	0.30
R-square	0.83	0.84	0.68	0.57	0.73	0.36	0.74	0.69	0.68
CV (%)	9.33	2.20	4.68	8.86	2.16	0.85	4.66	4.11	5.36
REPS	4	4	4	4	4	4	4	4	4

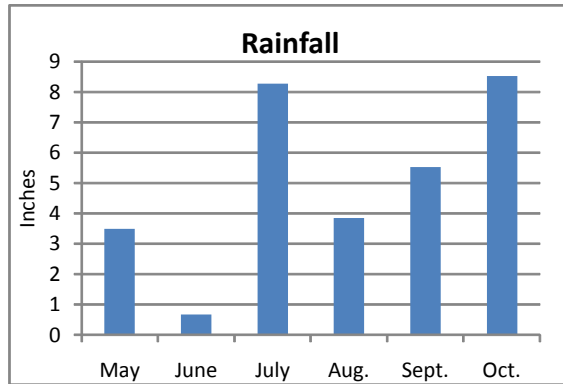
Planted on 4/30/2009 , Harvested on 11/3/2009.  
All values represent least squares means.



Table 31. Rainfall and agronomic information for Raymond, MS (Hill Region)

Rainfall Summary (planting to harvest)

	Inches
May.....	3.49
June.....	0.66
July.....	8.27
August.....	3.84
September.....	5.51
October.....	8.51
<b>Total.....</b>	<b>30.28</b>



Soil Type.....	Loring Silt Loam
Fertilizer Added.....	None
Herbicide Applications.....	Staple Ix @ 1.3 oz., Cotoran @ 1.5 pt., Prowl 2ec @ 1qt. (4-29-09). Envoke @.15 oz. (6-2-09). Caparol @ 1qt., Dual @ 0.66 pt. (7-16-09).
Insecticide Applications....	Centric @ 2 oz. (6-23-09). Bidrin @ 6oz. (8-7-09). Orthene @ 0.75 lb. (8-15-09).
Irrigation.....	Non-irrigated
Planting Date.....	April 29, 2009
Harvest Date.....	October 21, 2009

Table 32. Raymond, MS location of the Hill Region 2009 Mississippi State University Cotton Variety Trial grown on a Loring Silty Loam Soil.

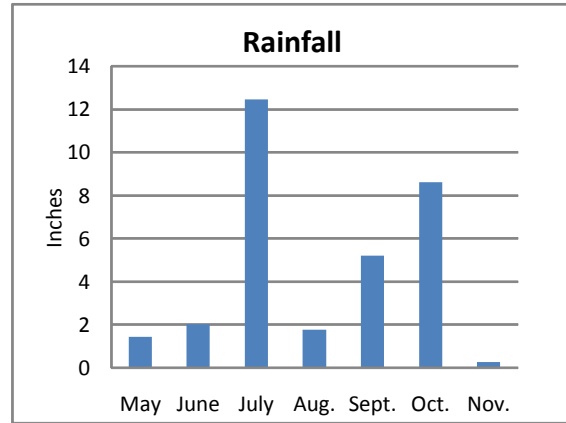
Variety	Lint Yield	Lint Percent	Seed Index	Boll Size	Length	Uniformity Index	Strength	Elongation	Micronaire
	lb/a	%	g	g	inch	%	g/tex	%	mic
FM 1740 B2F	953	41.78	10.33	5.03	1.15	85.50	26.30	6.43	4.68
PHY 370 WR	824	41.32	10.13	5.33	1.11	84.20	27.00	6.80	4.90
DP 174 RF	803	42.51	9.65	5.58	1.18	85.03	24.53	6.48	4.60
PHY 565 WRF	786	39.94	9.75	4.84	1.20	85.93	27.23	6.75	4.38
DP 141 B2RF	786	38.42	9.30	5.06	1.23	85.30	26.48	6.33	4.30
PHY 485 WRF	750	39.79	9.55	4.72	1.14	84.90	26.25	7.25	4.83
ST 5458 B2RF--CK	731	40.22	10.05	5.38	1.15	84.43	25.23	6.33	4.82
PHY 375 WRF--CK	724	41.00	9.68	4.61	1.14	85.33	25.45	6.50	4.65
ST 5288 B2F	723	40.40	9.50	5.26	1.15	84.30	24.43	6.58	4.75
DP 0935 B2RF--CK	711	41.19	10.10	4.99	1.10	83.80	25.68	6.93	4.88
ST 4288 B2F	709	38.14	10.60	5.47	1.18	85.58	27.60	6.68	4.75
PHY 425 RF	706	38.71	9.98	4.91	1.16	85.45	26.85	7.33	4.93
DP 0920 B2RF	683	41.12	9.25	4.85	1.12	84.35	23.80	6.55	4.98
DP 0912 B2RF	675	39.27	10.10	5.10	1.11	84.93	26.63	6.78	5.18
DP 0924 B2RF--CK	661	38.79	9.78	5.07	1.10	84.20	24.93	6.78	4.95
FM 1845 LLB2	658	38.24	10.93	5.45	1.22	85.78	29.58	6.65	4.85
ST 4498 B2RF	657	38.89	9.75	4.91	1.13	84.10	27.78	7.33	4.68
DP 0949 B2RF	648	40.32	9.38	4.69	1.14	84.23	25.40	6.63	4.85
AM 1550 B2RF	643	40.31	9.90	4.76	1.12	84.70	24.10	6.58	4.48
DG 2570	639	41.31	9.98	5.34	1.10	85.05	25.60	7.13	4.85
PHY 315 RF	637	40.72	9.93	5.36	1.14	84.35	25.73	6.28	4.55
CG 3220 B2RF	613	39.10	9.98	5.49	1.14	84.45	24.53	6.83	4.63
DG 2400	603	42.46	9.90	5.26	1.11	84.35	24.95	6.93	4.70
CG 4020 B2RF	599	38.71	9.68	5.03	1.17	84.75	23.25	6.33	4.35
BCSX 1010 B2F	593	37.15	10.40	5.10	1.15	84.35	24.75	6.05	4.65
CG 3035 RF	589	42.12	9.75	5.08	1.13	84.75	25.78	6.83	4.43
CG 3520 B2RF	554	37.69	9.58	4.36	1.17	85.23	22.80	6.55	4.40
DP 161 B2RF	545	36.07	9.48	5.04	1.19	85.78	27.40	6.48	4.50
DG 2520	515	37.71	10.10	4.53	1.14	84.40	23.20	6.48	4.25
CT-210	438	37.29	9.10	4.63	1.13	84.30	28.53	6.85	4.70
CG 3020 B2RF	429	37.05	9.78	4.67	1.11	84.53	23.93	6.48	4.18
MEAN	664	39.60	9.85	5.03	1.14	84.78	25.67	6.67	4.66
LSD (.10)	130	0.98	0.62	0.49	0.02	0.74	1.47	0.30	0.20
R-square	0.60	0.86	0.49	0.49	0.83	0.55	0.69	0.69	0.75
CV (%)	16.40	2.12	5.34	8.37	1.57	0.75	4.86	3.78	3.74
REPS	4	4	4	4	4	4	4	4	4

Planted on 4/29/2009 , Harvested on 10/21/2009.  
All values represent least squares means.

Table 33. Rainfall and agronomic information for Senatobia, MS (Hill Region).

Rainfall Summary (planting to harvest)

	Inches
May.....	1.44
June.....	2.03
July.....	12.48
August.....	1.77
September.....	5.23
October.....	8.46
November.....	0.27
<b>Total.....</b>	<b>31.86</b>



Soil Type.....	Memphis Silt Loam
Fertilizer Added.....	3-15-30 @ 200 lb. (3-30-09). Anhydrous Ammonia @ 150 lb. (5-20-09).
Herbicide Applications.....	Cotoran @ 64 oz., Staple Ix @ 1.2 oz. (4-29-09). Cotoran @ 32 oz., Staple Ix @ .6 oz. (6-28-09).
Insecticide Applications....	Orthene @ 5.33 oz. (6-08-09). Acephate @ 5.33 oz. (6-25-09). Trimax @ 1.5 oz. (7-06-09). Trimax @ 1.8 oz. (7-16-09). Trimax @ 1.8 oz. (7-27-09). Leverage @ 4.2 oz. (7-30-09). Acephate @ 12 oz. (8-09-09). Acephate @ 24 oz., Brigade @ 4.3 oz. (8-24-09).
Irrigation.....	Non-irrigated
Planting Date.....	May 19, 2009
Harvest Date.....	November 19, 2009

Table 34. Senatobia, MS location of the Hill Region 2009 Mississippi State University Cotton Variety Trial grown on a Memphis Silty Loam Soil.

Variety	Lint Yield <sup>1</sup> lb/a	Lint Percent %	Seed Index g	Boll Size g	Length inch	Uniformity Index %	Strength g/tex	Elongation %	Micronaire mic
PHY 370 WR	1299	40.24	11.70	5.63	1.14	86.55	29.98	7.18	4.35
ST 5288 B2F	1251	39.02	10.50	5.83	1.22	86.35	27.98	6.85	4.50
PHY 485 WRF	1248	37.53	11.13	5.37	1.21	87.03	30.55	7.60	4.40
DP 174 RF	1241	41.10	11.50	6.20	1.25	87.30	28.18	6.78	4.20
PHY 425 RF	1213	36.40	11.88	5.55	1.22	87.13	30.48	7.40	4.60
ST 4288 B2F	1154	36.38	12.35	6.18	1.23	86.80	28.85	6.70	4.60
PHY 315 RF	1150	39.57	11.25	5.84	1.18	86.20	28.30	6.53	3.90
FM 1740 B2F	1131	38.49	12.58	6.11	1.19	86.83	28.93	6.53	4.33
PHY 375 WRF--CK	1113	40.35	11.23	5.12	1.18	86.75	26.85	6.45	3.93
DP 0912 B2RF	1112	38.97	10.83	5.50	1.15	86.25	27.85	6.90	4.60
ST 5458 B2RF--CK	1093	37.79	12.73	6.36	1.25	86.80	30.73	6.55	4.70
ST 4498 B2RF	1053	37.09	11.53	6.10	1.19	86.80	30.33	7.38	4.40
DP 0924 B2RF--CK	1045	38.69	11.45	5.44	1.16	86.08	27.28	6.85	4.53
DP 0935 B2RF--CK	1042	39.43	12.28	6.75	1.19	87.08	28.03	6.78	4.43
DG 2570	1028	39.79	11.48	6.30	1.19	86.38	28.95	7.13	4.43
DP 0949 B2RF	1019	41.08	11.35	5.57	1.20	85.85	27.05	6.88	4.50
DG 2520	978	36.90	11.13	5.24	1.22	87.05	26.90	6.78	4.00
DP 161 B2RF	942	34.76	10.90	5.58	1.26	86.85	30.15	6.43	4.28
DP 0920 B2RF	936	39.00	10.85	5.36	1.21	86.65	27.18	6.85	4.60
CG 4020 B2RF	926	36.86	11.45	5.69	1.22	86.63	27.38	6.80	3.98
CG 3220 B2RF	921	37.51	11.73	6.29	1.20	87.15	29.35	7.13	4.50
PHY 565 WRF	913	39.55	10.95	4.90	1.26	87.28	30.88	7.08	4.18
AM 1550 B2RF	895	38.06	12.00	6.30	1.19	86.43	28.33	6.90	4.05
DG 2400	869	40.54	11.93	6.23	1.21	86.98	28.23	7.00	4.28
CG 3020 B2RF	868	35.53	11.48	5.94	1.18	86.63	27.65	6.88	4.00
CG 3520 B2RF	857	36.22	11.78	5.18	1.23	86.90	27.23	6.90	4.18
CT-210	822	37.42	11.48	5.47	1.18	86.23	31.03	7.15	4.30
CG 3035 RF	774	40.66	11.48	6.05	1.19	86.95	28.35	7.20	4.18
FM 1845 LLB2	739	34.67	13.45	6.43	1.29	87.45	31.05	6.58	4.48
DP 141 B2RF	719	35.54	10.75	5.47	1.29	86.58	29.68	6.45	3.90
BCSX 1010 B2F	719	34.81	12.20	5.90	1.23	86.68	28.75	6.28	4.15
MEAN	1002	38.06	11.59	5.80	1.21	86.73	28.79	6.87	4.30
LSD (.10)	155	1.13	0.70	0.58	0.02	0.64	1.35	0.31	0.29
R-square	0.77	0.85	0.63	0.55	0.83	0.40	0.66	0.65	0.57
CV (%)	11.24	2.54	5.13	8.53	1.58	0.63	3.98	3.88	5.82
REPS	3	4	4	4	4	4	4	4	4

Planted on 5/19/2009 , Harvested on 11/19/2009.

All values represent least squares means.

<sup>1</sup> Rep 1 data was not included due to stand issues and weather condition.

Appendix. 2009 CCC Loan Schedule of Premiums and Discounts for Upland and ELS Cotton.

<b>Upland Loan Rate</b>
Base Loan Rate 52.00 Cents per Pound

<b>Micronaire</b>	
Micronaire Reading	Points per Pound
2.4 and Below	-930
2.5 through 2.6	-920
2.7 through 2.9	-660
3.0 through 3.2	-340
3.3 through 3.4	-175
3.5 through 3.6	0
3.7 through 4.2 /a	15
4.3 through 4.9	0
5.0 through 5.2	-220
5.3 and Above	-325
a/ Premium applies only to white grades 11-41, leaf 1-6; 51, leaf 1-5; light spotted grades 12-32, leaf 1-5; 42, leaf 1-4; and 52, leaf 1-3	

<b>Fiber Strength</b>	
Strength	Points per Pound
18.4 or less	-500
18.5-19.4	-275
19.5 - 20.4	-275
20.5 - 21.4	-275
21.5 - 22.4	-225
22.5 - 23.4	-180
23.5 - 24.4	-155
24.5 - 25.4	-135
25.5 - 26.4	0
26.5 - 27.4	0
27.5 - 28.4	0
28-5 - 29.4	0
29.5 - 30.4	25
30.5 - 32.4	45
32.5 & above	45

<b>Uniformity</b>	
Uniformity	Points per Pound
77.4 & below	-100
77.5 - 78.4	-85
78.5 - 79.4	-75
79.5 - 80.4	0
80.5 - 81.4	0
81.5 - 82.4	0
82.5 - 83.4	20
83.5 - 84.4	30
84.5 - 85.4	40
85.5 & above	50

<b>Bark</b>		
	Level 1	Level 2
	Points per pound	
TX-NM-OK-KS	-225	-450
Prep. All locations	-90	-705
Other 1/	-375	-725
1/Bark in locations other than TX-NM-OK-KS. Extraneous matter, other than bark and preparation, in all locations.		

From: <http://www.cotton.org/econ/govprograms/ccloan/upload/2009Loan.pdf>

Appendix (con't). 2009 CCC Loan Schedule of Premiums and Discounts for Upland and ELS Cotton.

		Staple Length 1/								
		26-29	30	31	32	33	34	35	36	37+
Color2/	Leaf	Points per Pound								
SM & better 11& 21	Leaf 1-2	-200	-170	-160	-150	-5	200	400	485	495
	3	-250	-185	-175	-165	-10	170	355	425	435
	4	-305	-230	-195	-185	-90	105	245	320	330
	5	-415	-340	-325	-315	-215	-50	125	180	195
	6	-630	-530	-470	-460	-390	-315	-240	-220	-210
	7	-705	-610	-600	-590	-535	-450	-390	-370	-360
	Mid 31	Leaf 1-2	-250	-185	-175	-165	-15	160	345	420
3		-300	-220	-185	-175	-25	140	330	380	390
4		-370	-300	-225	-215	-125	65	200	265	275
5		-465	-390	-355	-345	-235	-100	90	135	145
6		-675	-575	-485	-475	-400	-330	-270	-250	-240
7		-750	-670	-620	-610	-540	-460	-420	-395	-385
SLM 41		Leaf 1-3	-415	-365	-285	-275	-135	45	135	180
	4	-490	-415	-310	-300	-200	<b>Base</b>	90	140	140
	5	-520	-450	-425	-415	-290	-210	-110	-70	-65
	6	-715	-620	-545	-535	-470	-415	-370	-355	-355
	7	-790	-740	-695	-685	-635	-575	-550	-540	-535
LM 51	Leaf 1-4	-570	-520	-495	-485	-315	-275	-205	-185	-180
	5	-595	-570	-560	-550	-465	-385	-320	-300	-300
	6	-810	-735	-680	-670	-600	-555	-515	-500	-500
	7	-885	-835	-790	-780	-750	-710	-675	-665	-665
SGO 61	Leaf 1-5	-635	-625	-615	-605	-540	-475	-440	-440	-440
	6	-835	-805	-790	-780	-700	-660	-640	-625	-625
	7	-915	-905	-895	-885	-805	-745	-725	-720	-720
GO	Leaf 1-6	-990	-970	-950	-940	-880	-805	-785	-785	-785
	7	-1030	-1020	-1010	-1000	-940	-850	-835	-835	-835

From: <http://www.cotton.org/econ/govprograms/cccloan/upload/2009Loan.pdf>



**MISSISSIPPI STATE**  
**UNIVERSITY**<sup>™</sup>



*Printed on Recycled Paper*

Mention of a trademark or proprietary product does not constitute a guarantee or warranty of the product by the Mississippi Agricultural and Forestry Experiment Station and does not imply its approval to the exclusion of other products that also may be suitable.

Discrimination based upon race, color, religion, sex, national origin, age, disability, or veteran's status is a violation of federal and state law and MSU policy and will not be tolerated. Discrimination based upon sexual orientation or group affiliation is a violation of MSU policy and will not be tolerated.