


Mississippi Hybrid Corn Performance Trials in 1981

James R. McCluskey
Gene E. Scott



USDA, ARS
in cooperation with



MAFES MISSISSIPPI AGRICULTURAL & FORESTRY EXPERIMENT STATION
R. RODNEY FOIL, DIRECTOR MISSISSIPPI STATE, MS 39762

Mississippi State University

James D. McComas, President

Louis N. Wise, Vice President



James R. McCluskey, research technician and **Gene E. Scott**, supervisory research agronomist, USDA, ARS, Crop Science and Engineering Research Laboratory, Delta States Area

The following cooperated with the authors in conducting these tests:

B. L. Arnold, superintendent,
North Mississippi Branch
Station

H. D. Palmertree,
superintendent, Pontotoc
Ridge-Flatwoods Branch
Station

Normie Buehring,
agronomist, Northeast
Mississippi Branch Station

Robert E. Coats, superinten-
dent, Black Belt Branch
Station

J. W. McMillan, agronomist,
Coastal Plains Branch Sta-
tion

Ned C. Edwards, agronomist,
Brown Loam Branch Sta-
tion

Carl Hovermale, agronomist,
South Mississippi Branch
Station

Mississippi Hybrid Corn Performance Trials in 1981

Trials are conducted annually in Mississippi to provide farmers, seedsmen, county agents and other interested persons with information on the performance of commercially available corn hybrids. Results of the trials are provided for use by corn producers in selecting hybrids suited to their area. New hybrids may be compared with familiar hybrids.

Corn hybrids respond differently to variations in environment, and a given hybrid is not always the best under all conditions. Therefore, it is suggested that corn producers grow two or more good hybrids each year. This practice also reduces the chances for spread of a disease or insect infestation

through the total corn acreage.

The yield of harvestable, good-quality grain (or silage) determines the desirability of corn hybrids. However, attributes other than yield may be extremely important in some instances. For example, resistance to a particular disease should be the prime consideration in areas where the disease occurs. That is, hybrids selected should be from those known to have resistance to diseases found in a geographic area.

All producers and/or distributors of seed corn are eligible to enter hybrids in these tests. Hybrids can be entered for testing in Area 1 (northern Mississippi), Area 2 (southern Mississippi) or

both. The producers designate the hybrids they want entered in each area. Hybrids must be submitted for entry to the Mississippi Agricultural and Forestry Experiment Station by Feb. 15. A nominal fee is charged for each hybrid tested in each area to help defray costs of the tests.

Three or more tests were located in each area. Trials were conducted at eight locations in 1981 (Table 1).

The best guide to the desirability of a hybrid is its performance over a period of years at a number of locations. Therefore, three-year summaries are reported for each area.

Table 1. Location, number of entries and dates of planting and harvest of hybrid corn performance trials in Mississippi, 1981.

County	Location	No. of entries	Planting date	Harvest date
Marshall	Holly Springs	45	April 16	Sept. 17
Pontotoc	Pontotoc	45	March 25	Sept. 9
Lee	Verona	45	March 30	Sept. 14
Noxubee	Brooksville	45	April 14	Sept. 18
Oktibbeha	Mississippi State	45	April 13	Sept. 21
Newton	Newton	54	March 18	Aug. 14
Hinds	Raymond	54	March 12 & April 15	---
Pearl River	Poplarville	54	March 3	Aug. 6

Materials and Methods

Hybrids were tested at two population levels. The design was a randomized complete block with three replications. All tests were overplanted and later thinned to either 16,000 or 22,000 plants per acre, stand permitting. Each plot

consisted of two rows, 38 inches apart and 200 inches long. Fertilizer was applied by each cooperater as he thought necessary, and weeds were controlled by cultivation and herbicides.

All tests were harvested with a mechanical picker-sheller. Grain harvested from each plot was weighed, and moisture content was determined. All weights were converted to bushels per acre at 15.5% moisture.

Results

Area 1.

Dry weather prevailed during the growing season in 1981. However, timely rains at some locations and one irrigation at Mississippi State provided enough moisture that yields averaged over all hybrids, both plant populations and all test sites were about 90 bu/acre. Variability of hybrid response within the lower plant population level at Holly Springs and Verona prevented detection of statistically significant differences ($P < .05$) among the hybrids, and these data are not reported. The average yield of 88.5 bu/acre for all hybrids at 16,000 plants per acre (Table 2) reflects average yields of 69.9, 107.8 and 87.7 bu/acre at Pontotoc, Mississippi State and Brooksville, respectively. Root lodging was of

no importance except for some early root lodging at Brooksville. Stalk lodging was 11% or less at Brooksville but ranged from 4 to 44% at Pontotoc and from 7 to 53% at Mississippi State. Stalk lodging averaged over the three locations ranged from 5 to 13%.

The average yield of 96.1 bu/acre for all hybrids tested at 22,000 plants per acre (Table 3) reflects average yields of 102.2, 62.1, 121.1, 108.3 and 86.9 bu/acre at Holly Springs, Pontotoc, Verona, Mississippi State and Brooksville, respectively. Root lodging occurred only at Brooksville, and multiplying the root lodging presented in Table 3 by five gives a reasonably good estimate of root lodging at Brooksville. Stalk lodging occurred

at all locations, but the smallest amount was at Holly Springs. Stalk lodging averaged over the five locations ranged from 6 to 28%.

Average yields at Pontotoc, Mississippi State and Brooksville were 88.5 and 85.8 bu/acre for plant population levels of 16,000 and 22,000 plants per acre, respectively. Thus, when considering all hybrids, these two plant population levels resulted in essentially the same level of production.

The three-year average yields of the 16 hybrids that have been tested for three years at 16,000 plants per acre ranged from 64 to 85 bu/acre (Table 4). The three-year average yields for the same hybrids at 22,000 plants per acre ranged from 68 to 84 bu/acre (Table 5).

Area 2.

Stand problems were encountered in the first planting at Raymond, and drought stress was very severe in the second planting. Therefore, the test at Raymond was not harvested. Stand problems of a lower magnitude also were encountered at Poplarville and Newton, and plant population levels of many of the hybrids were less than desirable. This was particularly true at the higher plant population level.

The average yield of 67.3 bu/acre (Table 6) reflects average yields of 49.8 and 84.9 bu/acre at Newton

and Poplarville, respectively. The 47 to 80 bu/acre yield range (averages for the two locations) reflects hybrid response and, to a lesser extent, may reflect differences in stands. Essentially no root lodging was observed, and stalk lodging ranged from 0 to 22% for the hybrids tested.

Yields from all hybrids tested at 22,000 plants per acre averaged 52.1 and 78.4 bu/acre at Newton and Poplarville, respectively. The average over the two locations of 65.3 bu/acre (Table 7) for this plant population level was 2 bushels less

than at the lower plant population level. Stalk lodging ranged from 1 to 26%. Stand percentages ranged from 64 to 90. Thus, the actual plant populations for the hybrids ranged from 14,080 to 19,800.

The three-year average yields of the 20 hybrids that have been tested for three years at 16,000 plants per acre ranged from 57 to 74 bu/acre (Table 8). The three-year average for the same hybrids at 22,000 plants per acre ranged from 53 to 71 bu/acre (Table 9).

Table 2. Summary of performance of 45 hybrids grown at three locations (Pontotoc, Mississippi State, and Brooksville) at 16,000 plants per acre in the 1981 Mississippi hybrid corn performance trials.

Hybrid no.	Brand	Yield bu/A	Lodging		Ear height cm.	Mois- ture %	Stand %
			root %	stalk %			
8150	McCurdy	103.7	2	8	115	12.9	104
G-4740	Funk's	102.3	2	10	101	13.7	99
8230	McCurdy	102.2	0	5	112	14.0	108
19A	Coker	100.3	0	9	105	12.9	97
G-4733	Funk's	100.3	0	5	111	13.6	101
G-4507A	Funk's	97.6	2	11	102	13.2	99
3147	Pioneer	95.9	2	18	118	13.4	92
G-4848A	Funk's	95.0	1	11	108	14.1	96
PX87	Northrup King	95.0	1	17	112	13.6	102
19	Coker	94.6	1	11	98	13.2	95
USS1010	Agri-Chemical	94.5	2	8	107	13.4	99
3369A	Pioneer	93.6	0	15	96	13.3	93
T1230	Trojan	92.9	0	21	110	13.2	103
USS0555A	Agri-Chemical	92.3	1	6	96	13.3	97
PX95	Northrup King	91.7	8	20	116	13.4	99
RA1504	Ring Around	91.6	2	9	104	13.2	105
508	McNair	91.4	4	21	133	14.4	107
XL71	DeKalb	90.6	1	11	103	13.2	102
G-4747-W-1	Funk's	89.6	2	16	115	14.0	97
SX373	P-A-G	89.0	2	11	107	13.9	98
G-4522	Funk's	88.7	1	15	97	13.3	92
21	Coker	88.7	0	22	109	13.8	98
XL394	DeKalb	88.5	4	14	122	14.2	108
XL395A	DeKalb	88.0	3	6	114	13.5	109
84aa	McCurdy	87.8	0	14	99	13.7	94
56	Coker	87.6	0	15	112	14.6	103
PX79	Northrup King	87.1	6	11	105	13.2	94
PX707	Northrup King	86.9	6	13	114	13.2	104
3160	Pioneer	86.8	0	13	108	13.9	101
RA1604	Ring Around	85.8	1	26	114	14.0	95
G-4689	Funk's	85.6	1	22	96	13.3	94
XL72B	DeKalb	85.1	2	9	97	13.6	99
SX351	P-A-G	85.0	3	19	106	13.1	102
519	Pioneer	83.8	4	18	125	13.7	102
T-E6970	Taylor-Evans	82.5	0	13	102	13.2	95
77B	Coker	81.5	6	21	125	13.2	99
G-795W	Funk's	81.0	6	18	118	13.4	99
PX83	Northrup King	80.9	7	17	103	13.9	104
XL72bb	DeKalb	80.7	0	10	102	13.3	96
XL390B	DeKalb	79.7	3	30	120	13.7	96
22	Coker	76.8	1	22	108	13.2	97
X-300	McNair	76.7	1	31	97	13.5	95
PX723	Northrup King	75.7	5	20	109	13.9	96
3179	Pioneer	75.5	1	22	105	13.0	88
XL61	DeKalb	69.8	0	24	87	13.2	91
Mean		88.5	2	15	108	13.5	99

CV = 15.61%

LSD(.05) = 12.8 bu/A

Table 3. Summary of performance of 45 hybrids grown at five locations (Holly Springs, Pontotoc, Verona, Mississippi State, and Brooksville) at 22,000 plants per acre in the 1981 Mississippi hybrid corn performance trials.

Hybrid no.	Brand	Yield bu/A	Lodging		Ear height cm.	Mois- ture %	Stand %
			root %	stalk %			
8230	McCurdy	113.2	2	7	120	15.5	103
8150	McCurdy	111.7	1	10	124	14.9	99
G-4733	Funk's	107.7	2	11	114	15.0	94
84aa	McCurdy	106.9	0	15	112	15.1	95
USS1010	Agri-Chemical	106.3	2	12	112	14.4	96
19	Coker	105.4	1	12	107	14.0	93
G-4848A	Funk's	104.3	1	6	115	15.5	94
3147	Pioneer	104.1	3	14	122	15.1	90
PX87	Northrup King	104.0	0	18	119	15.4	96
21	Coker	102.9	1	17	119	14.4	95
SX351	P-A-G	101.4	3	17	116	14.3	99
T1230	Trojan	100.8	1	18	112	14.3	98
19A	Coker	100.5	1	16	117	14.4	94
XL395A	DeKalb	100.2	1	6	122	15.7	98
XL71	DeKalb	99.9	1	19	110	14.6	93
3160	Pioneer	99.8	2	18	118	15.5	92
G-4522	Funk's	99.6	1	10	103	13.7	93
G-4740	Funk's	99.5	4	13	110	15.1	96
USS0555A	Agri-Chemical	99.3	1	13	107	13.9	91
XL72B	DeKalb	98.6	3	12	109	14.2	97
XL394	DeKalb	98.6	4	14	127	14.7	95
519	Pioneer	96.9	5	16	133	14.4	88
PX95	Northrup King	96.5	6	17	127	14.5	93
XL72bb	DeKalb	96.4	6	10	112	14.2	96
508	McNair	96.1	2	19	136	15.6	95
3369A	Pioneer	95.9	1	22	108	14.8	94
G-4747-W-1	Funk's	95.5	6	22	125	15.3	97
PX79	Northrup King	95.2	2	11	117	13.7	93
SX373	P-A-G	95.2	4	14	113	14.4	93
RA1604	Ring Around	95.0	1	18	117	15.3	94
G-4507A	Funk's	94.7	1	14	109	14.8	94
G-4689	Funk's	91.0	2	20	109	14.5	90
PX83	Northrup King	91.0	7	18	110	13.9	95
XL61	DeKalb	89.6	1	15	93	14.4	91
X-300	McNair	89.0	1	28	106	14.7	89
RA1504	Ring Around	88.7	2	12	110	14.7	99
XL390B	DeKalb	87.8	2	23	128	14.6	91
PX707	Northrup King	87.1	6	15	120	14.6	95
PX723	Northrup King	86.9	3	25	117	14.5	92
56	Coker	86.7	0	17	121	15.3	98
77B	Coker	85.8	2	17	135	15.6	92
22	Coker	82.6	2	25	114	15.0	92
3179	Pioneer	80.2	2	27	118	14.7	91
T-E6970	Taylor-Evans	79.0	2	9	115	14.9	92
G-795W	Funk's	78.5	8	26	125	15.3	92
Mean		96.1	3	16	116	14.7	94

CV = 15.30%

LSD(.05) = 10.5 bu/A

Table 4. Three year (1979-81) average performance of 16 hybrids grown in Area I at 16,000 plants per acre in the Mississippi hybrid corn performance trials.

Hybrid No.	Brand	Yield bu/A	Lodging		Ear height cm	Days to mid silk no.	Mois- ture %	Stand %
			root %	stalk %				
3147	Pioneer	84.8	8	15	116	71	16.3	95
G-4740	Funk's	82.2	5	13	100	75	16.8	98
84aa	McCurdy	80.7	3	11	103	69	15.7	95
3369A	Pioneer	80.3	6	10	122	71	15.4	96
19	Coker	78.3	6	8	105	69	15.1	97
USS1010	Agri-Chemical	77.3	9	8	127	74	15.7	96
PX87	Northrup King	75.1	3	12	110	73	16.4	97
56	Coker	74.1	3	14	117	76	17.2	100
22	Coker	73.0	6	9	110	71	16.0	95
PX95	Northrup King	72.9	12	16	120	76	16.2	94
3179	Pioneer	72.7	9	14	112	70	15.8	95
PX79	Northrup King	72.1	14	7	108	69	15.4	96
PX707	Northrup King	71.5	11	10	132	77	16.0	98
XL390B	DeKalb	71.0	6	19	143	67	16.6	95
XL394	DeKalb	70.1	11	11	124	76	16.7	102
PX723	Northrup King	64.2	10	13	115	76	16.3	100
Mean		75.0	8	12	117	73	16.1	97

Table 5. Three year (1979-81) average performance of 16 hybrids grown in Area I at 22,000 plants per acre in the Mississippi hybrid corn performance trials.

Hybrid No.	Brand	Yield bu/A	Lodging		Ear height cm	Days to mid silk no.	Mois- ture %	Stand %
			root %	stalk %				
3147	Pioneer	84.2	8	16	118	78	16.2	92
84aa	McCurdy	83.2	3	12	109	73	16.3	96
19	Coker	81.4	7	13	107	70	14.9	93
USS1010	Agri-Chemical	81.3	10	10	107	73	15.0	95
G-4740	Funk's	80.2	8	13	103	76	16.4	94
PX87	Northrup King	79.0	7	12	108	76	16.4	95
XL394	DeKalb	78.4	10	12	125	80	16.7	92
3369A	Pioneer	77.5	7	15	106	75	15.2	94
PX79	Northrup King	75.9	11	8	113	75	14.9	95
22	Coker	73.0	4	15	109	73	16.0	93
PX95	Northrup King	70.9	11	13	123	77	15.6	94
PX723	Northrup King	69.7	9	15	117	75	17.7	93
56	Coker	69.7	5	15	118	76	16.7	94
XL390B	DeKalb	69.2	7	16	120	76	16.1	90
3179	Pioneer	68.7	6	20	117	75	16.0	92
PX707	Northrup King	67.8	10	12	115	75	15.8	96
Mean		75.6	8	14	114	75	16.0	94

Table 6. Summary of performance of 54 hybrids grown at two locations (Newton and Poplarville) at 16,000 plants per acre in the 1981 Mississippi hybrid corn performance trials.

Hybrid no.	Brand	Yield bu/A	Lodging		Ear height cm.	Mois- ture %	Stand %
			root %	stalk %			
UC12052A	Paymaster	80.1	2	2	94	20.1	93
3160	Pioneer	80.0	0	3	86	16.3	95
G-4733	Funk's	79.7	0	3	81	17.6	97
G-4747-W-1	Funk's	79.5	0	5	93	17.9	97
XL71	DeKalb	78.9	0	3	82	17.2	103
XL395A	DeKalb	78.5	0	8	94	18.9	92
19	Coker	75.1	0	7	78	15.4	90
USS2020	Agri-Chemical	74.8	0	8	90	18.6	92
G-4522	Funk's	74.2	0	5	77	15.7	87
UC9532	Paymaster	73.7	0	2	89	19.4	96
3040	Pioneer	73.2	0	2	93	18.4	94
SX373	P-A-G	73.1	0	8	87	17.9	92
21	Coker	73.0	1	14	88	18.1	95
UC8951	Paymaster	72.8	0	7	86	16.8	90
519	Pioneer	72.6	1	5	94	16.3	90
19A	Coker	72.6	0	5	88	15.4	99
G-4507A	Funk's	72.2	0	4	86	14.7	93
G-4740	Funk's	72.0	0	4	77	18.0	90
67-14	McCurdy	71.7	1	12	88	19.7	80
8150	McCurdy	71.5	0	3	91	16.1	92
3320	Pioneer	71.3	0	2	81	17.1	87
3147	Pioneer	69.4	2	7	85	16.8	89
XL390B	DeKalb	69.1	4	6	101	18.0	90
84aa	McCurdy	69.0	0	8	85	17.3	90
3030	Pioneer	68.5	0	7	95	19.6	102
UC7251	Paymaster	68.4	0	14	79	15.2	89
PX79	Northrup King	67.8	0	1	89	15.4	95
508	McNair	67.8	0	10	104	20.0	97
PX87	Northrup King	66.9	1	12	86	15.7	93
XL394	DeKalb	66.8	2	2	94	17.8	94
G-4689	Funk's	66.7	0	8	78	17.3	90
USS1516	Agri-Chemical	66.5	0	8	79	16.3	92
77B	Coker	66.4	1	9	102	20.1	90
T1230	Trojan	66.2	1	18	87	17.8	92
22	Coker	65.8	0	10	86	18.7	96
UC9902	Paymaster	65.1	0	16	94	18.0	92
PX707	Northrup King	64.7	0	7	90	17.5	93
3369A	Pioneer	64.3	2	8	78	16.3	87
X-300	McNair	64.1	0	6	83	18.1	93
G-4848A	Funk's	63.6	0	1	79	20.5	77
56	Coker	62.4	0	9	92	18.1	93
PX95	Northrup King	62.1	0	1	98	18.4	90
PX83	Northrup King	61.9	0	10	84	16.1	86
G-795W	Funk's	61.4	1	16	93	19.8	86
G-4949A	Funk's	60.6	1	7	94	20.6	96
RA1504	Ring Around	59.4	0	7	83	15.3	89
T-E6970	Taylor-Evans	58.9	1	22	80	16.7	87
G-5945	Funk's	58.9	0	6	99	19.2	90
PX723	Northrup King	56.5	1	5	96	18.0	86
RA1604	Ring Around	56.1	1	15	84	17.7	82
XL72B	DeKalb	52.6	0	3	78	16.4	84
SX351	P-A-G	50.4	1	18	84	15.1	82
XL72bb	DeKalb	49.7	0	9	79	15.9	77
XL61	DeKalb	47.1	0	9	68	16.6	81
Mean		67.3	1	8	87	17.5	91

CV = 16.49%

LSD(.05) = 12.6 bu/A

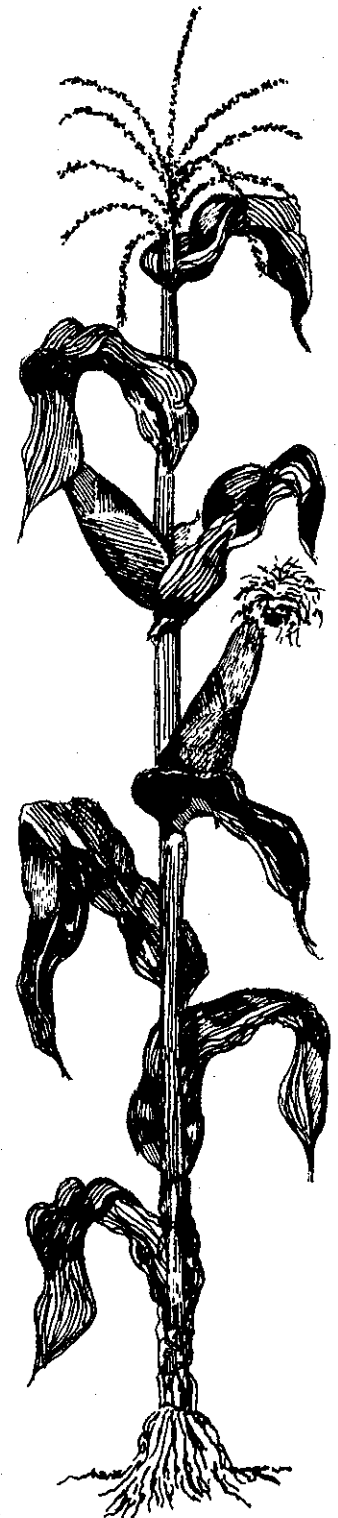


Table 7. Summary of performance of 54 hybrids grown at two locations (Newton and Poplarville) at 22,000 plants per acre in the 1981 Mississippi hybrid corn performance trials.

Hybrid no.	Brand	Yield bu/A	Lodging		Ear height cm.	Moisture %	Stand %
			root %	stalk %			
G-4733	Funk's	83.5	0	3	86	18.3	82
3160	Pioneer	80.1	6	5	88	17.6	81
XL395A	DeKalb	79.1	1	4	97	20.1	86
UC9532	Paymaster	75.5	1	8	87	17.6	87
G-4740	Funk's	75.3	3	5	78	18.9	87
USS2020	Agri-Chemical	74.2	0	3	92	18.1	75
SX373	P-A-G	73.7	0	9	93	17.4	87
3147	Pioneer	73.3	0	12	88	17.1	88
PX87	Northrup King	73.3	2	14	81	18.6	90
G-5945	Funk's	72.5	2	9	96	18.1	87
3030	Pioneer	72.4	2	5	100	20.1	90
UC8951	Paymaster	71.7	0	9	88	17.7	90
8150	McCurdy	71.4	0	8	95	17.8	88
RA1604	Ring Around	69.9	0	16	91	17.9	84
XL394	DeKalb	69.6	0	6	95	18.0	76
USS1516	Agri-Chemical	69.2	0	5	78	16.5	86
PX707	Northrup King	68.9	0	10	93	16.8	78
T1230	Trojan	68.6	0	9	83	18.4	76
508	McNair	67.9	1	11	99	21.5	75
19A	Coker	67.7	0	10	88	16.4	87
84aa	McCurdy	67.6	0	12	83	17.2	75
3040	Pioneer	67.0	1	3	86	19.4	85
XL71	DeKalb	66.8	0	16	82	16.6	75
19	Coker	66.5	6	3	83	15.9	79
G-4507A	Funk's	66.4	1	9	87	16.1	87
UC7251	Paymaster	66.4	0	27	79	14.6	74
519	Pioneer	66.3	1	8	101	16.7	89
PX79	Northrup King	65.7	0	1	85	15.5	85
22	Coker	65.7	0	16	85	17.4	72
PX95	Northrup King	65.2	1	7	94	18.5	83
PX723	Northrup King	64.7	0	7	97	17.4	84
G-4949A	Funk's	63.7	0	7	99	18.4	86
67-14	McCurdy	63.6	2	7	82	19.4	79
3320	Pioneer	63.5	1	6	86	16.6	79
UC12052A	Paymaster	63.0	4	7	90	22.5	76
UC9902	Paymaster	62.6	1	22	93	18.8	75
X-300	McNair	62.3	2	15	78	18.1	68
56	Coker	61.3	0	6	91	18.4	67
G-4848A	Funk's	60.8	0	4	84	21.4	66
G-4689	Funk's	60.7	1	7	76	16.8	79
77B	Coker	60.6	1	10	99	19.6	84
G-4522	Funk's	59.4	3	8	84	15.3	73
XL72bb	DeKalb	58.9	0	4	83	17.0	70
XL390B	DeKalb	58.7	1	20	98	18.1	82
PX83	Northrup King	58.5	0	8	88	17.0	79
RA1504	Ring Around	58.2	0	14	79	15.4	79
21	Coker	57.6	2	20	84	19.1	72
G-4747-W-1	Funk's	56.2	0	6	91	18.9	87
3369A	Pioneer	55.1	1	13	78	15.3	80
SX351	P-A-G	53.5	1	15	86	13.6	80
G-795W	Funk's	53.3	3	26	94	18.5	79
T-E6970	Taylor-Evans	50.9	2	13	86	17.7	81
XL72B	DeKalb	49.9	1	8	83	15.4	74
XL61	DeKalb	46.3	1	10	66	16.0	64
Mean		65.3	1	10	88	17.7	80

CV = 19.09%

LSD(.05) = 14.2 bu/A




Table 8. Three-year (1979-81) average performance of 20 hybrids grown in Area II at 16,000 plants per acre in the Mississippi hybrid corn performance trials.

Hybrid No.	Brand	Yield bu/A	Lodging		Ear height cm	Mois- ture %	Stand %
			root %	stalk %			
UC8951	Paymaster	73.5	2	6	98	17.5	98
3147	Pioneer	72.6	5	8	96	16.9	94
67-14	McCurdy	72.3	12	11	94	19.4	92
G-4740	Funk's	69.8	1	6	84	18.1	95
3030	Pioneer	69.8	7	9	101	19.5	100
84aa	McCurdy	69.3	2	8	93	16.9	96
19	Coker	67.3	1	5	87	15.8	93
3040	Pioneer	67.2	7	6	95	19.6	95
PX87	Northrup King	65.6	1	10	91	16.8	95
PX95	Northrup King	64.9	3	4	105	18.1	93
3369A	Pioneer	63.9	2	8	83	16.7	93
PX79	Northrup King	63.5	3	3	94	15.8	97
PX707	Northrup King	62.4	5	8	98	16.6	94
XL394	DeKalb	61.7	11	8	98	18.2	95
XL390B	DeKalb	61.6	5	17	107	17.9	90
22	Coker	60.7	1	10	89	17.5	95
G-4949A	Funk's	60.7	9	13	107	19.4	96
PX723	Northrup King	58.3	5	8	100	18.1	91
56	Coker	57.9	6	11	100	18.2	92
G-5945	Funk's	57.4	10	10	105	19.5	92
Mean		65.0	5	8	96	17.8	94

Table 9. Three-year (1979-81) average performance of 20 hybrids grown in Area II at 22,000 plants per acre in the Mississippi hybrid corn performance trials.

Hybrid No.	Brand	Yield bu/A	Lodging		Ear height cm	Mois- ture %	Stand %
			root %	stalk %			
3147	Pioneer	71.4	5	9	96	17.3	90
G-4740	Funk's	71.1	6	7	84	18.7	92
UC8951	Paymaster	68.3	3	8	94	16.8	92
19	Coker	67.5	9	6	90	16.0	90
84aa	McCurdy	66.6	3	14	90	16.9	87
PX87	Northrup King	66.5	4	15	89	17.1	93
3040	Pioneer	65.7	11	6	98	18.4	93
XL394	DeKalb	64.7	13	6	103	18.2	87
PX707	Northrup King	63.2	10	11	98	17.5	86
67-14	McCurdy	62.0	19	11	89	19.1	90
PX723	Northrup King	61.5	13	8	103	17.6	89
PX95	Northrup King	60.5	5	11	105	18.1	89
22	Coker	59.8	4	15	90	17.7	86
G-4949A	Funk's	59.4	12	10	105	19.7	92
3030	Pioneer	59.1	13	8	107	19.6	91
PX79	Northrup King	58.8	9	3	91	16.1	92
G-5945	Funk's	57.5	15	12	104	18.4	89
3369A	Pioneer	57.0	4	11	84	15.7	89
XL390B	DeKalb	53.1	9	19	106	18.4	89
56	Coker	52.8	5	14	99	19.3	83
Mean		62.3	9	10	96	17.8	89

Mention of a trademark or proprietary product does not constitute a guarantee or warranty of the product by the Mississippi Agricultural and Forestry Experiment Station or the USDA and does not imply its approval to the exclusion of other products that also may be suitable.

Mississippi State University does not discriminate on the basis of race, color, religion, national origin, sex, age, or handicap.

In conformity with Title IX of the Education Amendments of 1972 and Section 504 of the Rehabilitation Act of 1973, Dr. T. K. Martin, Vice President, 610 Allen Hall, P. O. Drawer J, Mississippi State, Mississippi 39762, office telephone number 325-3221, has been designated as the responsible employee to coordinate efforts to carry out responsibilities and make investigation of complaints relating to nondiscrimination.